






# Brevini<sup>®</sup> Winches Hoisting and Recovery Winches



## Hoisting solutions

Dana provides a wide range of Brevini<sup>®</sup> hoisting and recovery winches. The integrated Brevini<sup>®</sup> motor makes the winch very compact.

Performance and safety are ensured by a wide range of electronic controls. The flexible range architecture - several models available, accessories, additional features - allows to create the perfect configuration to satisfy different Customer needs.



## Presentazione

Gli argani Dana illustrati in questo catalogo sono conformi alla direttiva macchine codificata come 2006/42/CE.

In questa situazione legislativa, abbiamo preparato questo Catalogo della gamma prodotti Argani Brevini®: un partner affidabile nella risoluzione dei problemi tecnici e applicativi, nel pieno rispetto delle Norme europee ed extraeuropee che regolano il funzionamento degli Argani.

La gamma prodotti argani Brevini® utilizza sistemi epicicloidali (riduttori di velocità e moltiplicatori di coppia), con freni lamellari negativi a comando d'apertura idraulico, assieme a varie tipologie di motorizzazioni a fluido idraulico, sia di tipo lento a sistema orbitale che veloce con pistoni assiali. Queste motorizzazioni, asservite a sistemi di valvole per il controllo delle velocità e delle pressioni, trasformano gli Argani Dana in vere e proprie macchine: prodotti che garantiscono elasticità d'esercizio, grande affidabilità e sicurezza, sia nelle versioni standard che speciali.

Semplicità d'installazione e d'utilizzo, economicità e ingombri contenuti sono i requisiti della gamma di Argani che Dana (con il marchio Brevini®) propone al mercato, suddivisi in due famiglie; Argani per il sollevamento dei carichi e Argani per il recupero o traino dei carichi

## Overview

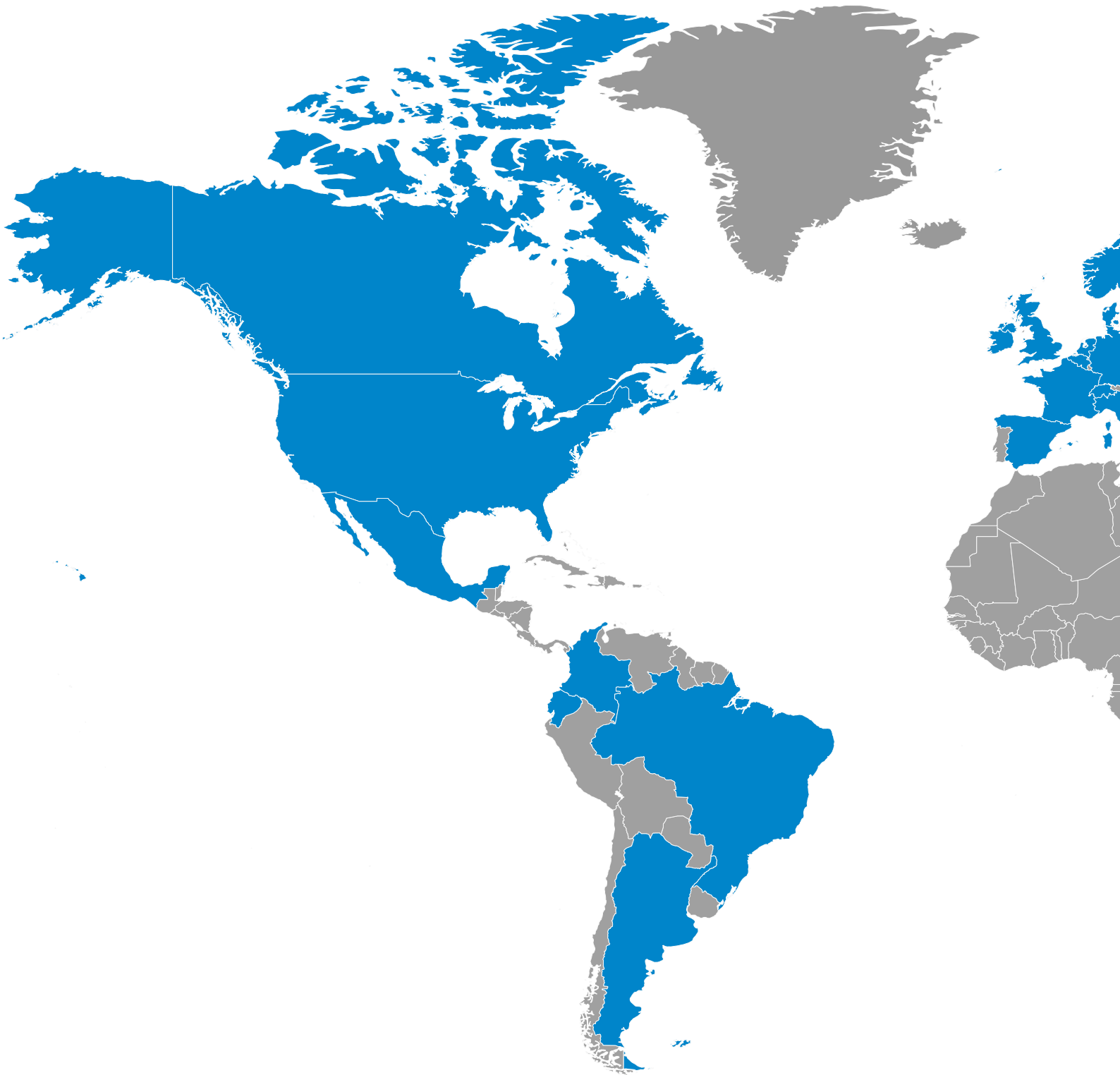
*Dana winches shown on this catalogue are designed according to Machinery Directive, codified as 2006/42/EC*

*In this legislative situation, we have prepared this Catalogue of the range of products Winches: a reliable partner in resolving technical and application problems, in full compliance with the European and non-European standards governing the operation of Winches.*

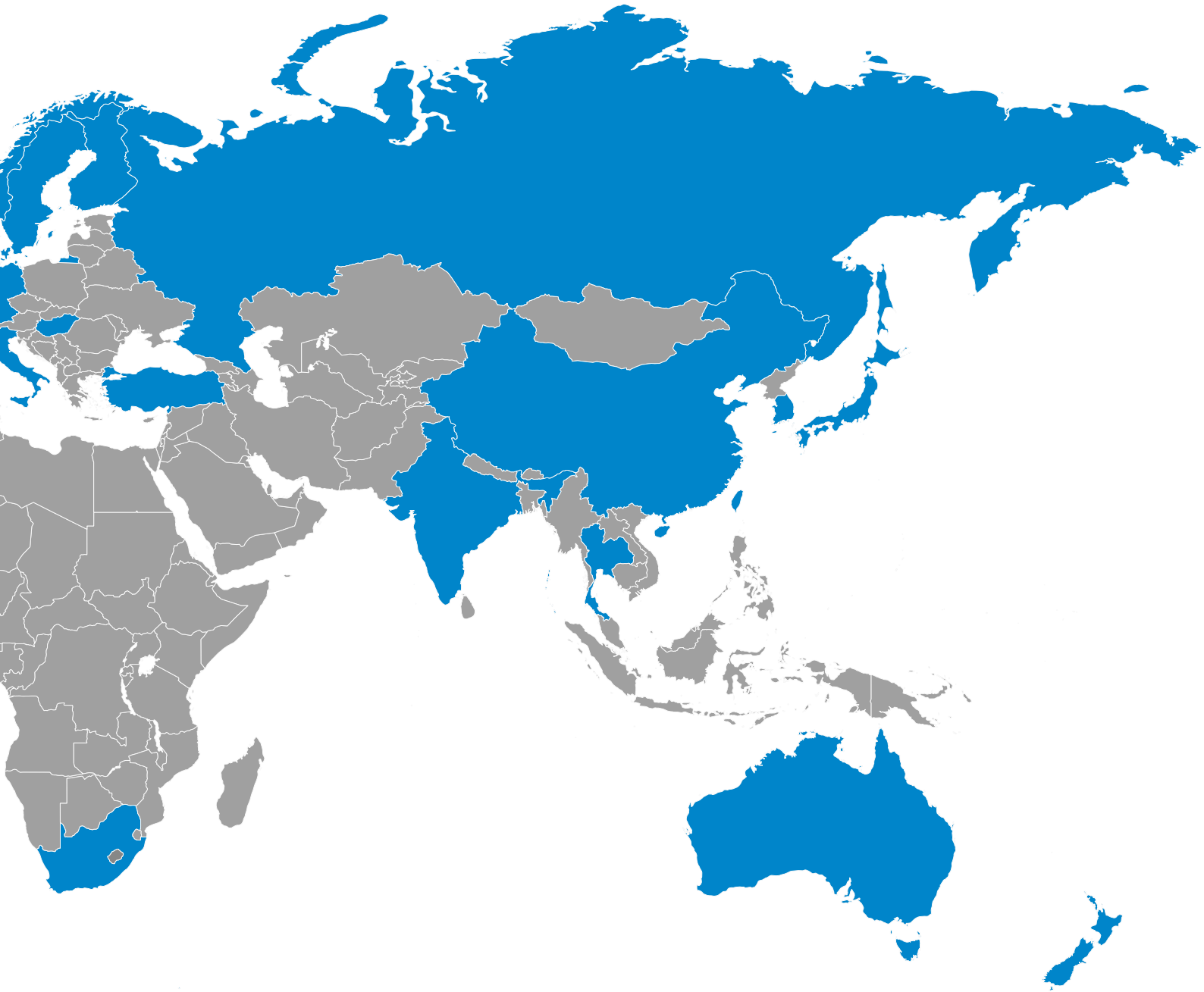
*The Brevini® Winches product range uses planetary gear systems (speed reducers and torque multipliers), with hydraulically powered negative lamellar brakes, together with various types of hydraulic fluid drives, both the slow orbital system type and the fast axial piston type. These drives, interlocked with valve systems to control speed and pressure, transform the Winches made by Dana into real machines: products that ensure flexible operation, great reliability and safety, for both the standard and special versions.*

*Easy to install and use, great value and compact size are the requirements of the range of Winches that Dana (with the Brevini® brand) offers the market, subdivided into two families: Winches for hoisting loads and Winches for recovering or towing loads*

# ***Dana Off-Highway***



# ***Global Presence***





***BREVINI***<sup>®</sup>

---

*Motion Systems*



TABELLE F.E.M. <i>F.E.M. TABLES</i>	6
DESCRIZIONE ARGANI <i>DESCRIPTION OF WINCHES</i>	8
PRESENTAZIONE ARGANI DA SOLLEVAMENTO SERIE BWF <i>OVERVIEW HOISTING WINCHES SERIES BWF</i>	10
PRESENTAZIONE ARGANI DA SOLLEVAMENTO SERIE DW <i>OVERVIEW HOISTING WINCHES SERIES DW</i>	35
PRESENTAZIONE ARGANI DA SOLLEVAMENTO SERIE EGO <i>OVERVIEW HOISTING WINCHES SERIES EGO</i>	39
PRESENTAZIONE ARGANI DA TRAINO SERIE BWT <i>OVERVIEW RECOVERY WINCHES SERIES BWT</i>	70
ACCESSORI <i>ACCESSORIES</i>	77
TABELLA OLI LUBRIFICANTI <i>TABLE OF LUBRICANT OILS</i>	79
SCHEMA IDRAULICO <i>HYDRAULIC CONTROL SYSTEM</i>	82
ESEMPIO SENSO DI ROTAZIONE <i>EXAMPLE SENSE OF ROTATION</i>	84
VERNICIATURA / TORRE DI PROVA /AVVOLGIMENTO FUNE <i>PAINTING / TESTING / ROPE MACHINES</i>	85
CONSIGLI PER L'INSTALLAZIONE <i>INSTALLATION ADVICE</i>	86
CERTIFICAZIONI <i>CERTIFICATIONS</i>	87
MODULO DI SELEZIONE DEGLI ARGANI <i>WINCH SELECTION TECHNICAL SHEET</i>	88

TABELLE F.E.M.

F.E.M. TABLES

Tabella N° 1

Guida alla classificazione per gruppi di meccanismi		Norme FEM sezione I 3° edizione, Tabella T.2.1.3.5	
Tipo di gru	Modo d'uso	Tipo di meccanismo	
		Sollevamento	Brandeggio
Gru di sollevamento		M2 - M3	M1 - M2
Ponte di carico	Gancio	M5 - M6	-
	Benna o elettromagnete	M7 - M8	-
Gru per officina		M6	-
Gru a carroponete, gru da fonderia, gru per sfridi	Benna o elettromagnete	M8	-
Gru a ponte da trasbordo, gru a ponte per container	a) Gancio o spreader	M6 - M7	M3 - M4
	b) Gancio	M4 - M5	-
Altre gru a ponte (con gru a benna e/o girevoli a braccio)			
Gru a ponte da trasbordo, gru a ponte (con gru a benna e/o girevoli a braccio)	Benna o elettromagnete	M8	M3 - M4
Gru per bacino di carenaggio, gru a braccio per cantiere navale gru a braccio da disarmo	Gancio	M5 - M6	M4 - M5
Gru da banchina (girevoli, a cavalletto, ecc.), gru galleggianti e picchi di carico	Gancio	M6 - M7	M5 - M6
	Benna o elettromagnete	M7 - M8	M6 - M7
Gru galleggianti e picchi di carico per carichi extra pesanti (generalmente superiori a 100 t)	Gancio	M3 - M4	M3 - M4
Gru di bordo	Gancio	M4	M3 - M4
	Benna o elettromagnete	M5 - M6	
Gru a torre per edilizia		M4	M4
Picchi di carico		M2 - M3	M1 - M2
Gru ferroviarie (gru su vagoni ferroviari)		M3 - M4	M2 - M3
Gru semoventi	Gancio	M3 - M4	M2 - M3

Table N° 1

Crane type classification guide		According to FEM section I, 3rd edition, Table T.2.1.3.5	
Type of crane	Type of duty	Type of mechanism	
		Hoisting	Luffing
Erection cranes		M2 - M3	M1 - M2
Loading bridge cranes	Hook duty	M5 - M6	-
	Grab or magnet duty	M7 - M8	-
Workshop cranes		M6	-
Overhead travelling cranes, pig-breaking cranes, scrapyards cranes	Grab or magnet duty	M8	-
Bridge cranes for unloading, bridge cranes for containers	a) Hook or spreader duty	M6 - M7	M3 - M4
	b) Hook duty	M4 - M5	-
Other bridge cranes (with crab, and/or slewing jib)			
Bridge cranes for unloading, bridge cranes (with crab, and/or slewing jib)	Grab or magnet duty	M8	M3 - M4
Dry dock cranes, shipyard jib cranes, jib cranes for dismantling	Hook duty	M5 - M6	M4 - M5
Dockside cranes (slewing, on gant, etc.), floating cranes and pontoon derricks	Hook duty	M6 - M7	M5 - M6
	Grab or magnet duty	M7 - M8	M6 - M7
Floating cranes and pontoon derricks for very heavy loads (usually greater than 100 t)	Hook duty	M3 - M4	M3 - M4
Deck cranes	Hook duty	M4	M3 - M4
	Grab or magnet duty	M5 - M6	
Tower cranes for building		M4	M4
Derricks		M2 - M3	M1 - M2
Railway cranes allowed to run in a train		M3 - M4	M2 - M3
Mobile cranes	Hook duty	M3 - M4	M2 - M3



# TABELLE F.E.M.

# F.E.M. TABLES

**Tabella N°2**

**Table N°2**

CLASSE DI UTILIZZAZIONE / CLASSES OF UTILIZATION								
		T2	T3	T4	T5	T6	T7	T8
Classi di utilizzo (Tabella T.2.1.3.2.) Classes of utilisation (Table T.2.1.3.4.)		400 < T2 800	800 < T3 1600	1600 < T4 3200	3200 < T5 6300	6300 < T6 12500	12500 < T7 25000	25000 < T8 50000
<b>L1</b>	0 > Km 0,125		M2	M3	M4	M5	M6	M7
<b>L2</b>	0,125 > Km 0,250	M2	M3	M4	M5	M6	M7	M8
<b>L3</b>	0,250 > Km 0,500	M3	M4	M5	M6	M7	M8	
<b>L4</b>	0,500 > Km 1000	M4	M5	M6	M7	M8		

**DESCRIZIONE ARGANI**  
**DESCRIPTION OF WINCHES**

**1** - **2** / **3** / **4** - **5** - **6** / **7** / **8** - **9**

**1**  
Famiglia  
Family size

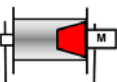
**BWF** 1000  
1500  
2000  
3000  
6000

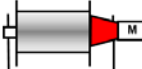
**DW** 050  
090

**EGO** 025  
045  
065

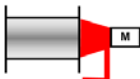
**BWT** 10000  
20000  
25000  
30000


**2**  
Posizione del riduttore  
Gearbox position

**I** Interno  
Internal 

**E** Esterno  
External 

**F** Pendolare  
Floating 

**P** Montaggio a piedi  
Foot mounted 

**K** Capstan  
Capstan 



**3**  
Tiro all'ultimo strato  
Line pull TOP layer

<b>0,1</b>	0,1 ton	100 Kg
<b>0,2</b>	0,2 ton	200 Kg
<b>0,3</b>	0,3 ton	300 Kg
...	...	...
<b>1,0</b>	1,0 ton	1000 Kg
...	...	...
<b>45</b>	45 ton	45000 Kg

**4**  
Configurazione tamburo  
e diametro della fune  $\phi$   
Drum configuration and  
rope diameter  $\phi$

<b>SD<math>\phi</math></b>	Liscio Smooth	
<b>GD<math>\phi</math>HL</b>	Scanalato con elica sinistra Helical left grooved	
<b>GD<math>\phi</math>HR</b>	Scanalato con elica destra helical right grooved	
<b>GD<math>\phi</math>HLR</b>	Scanalatura con elica sinistra + destra helical left + right grooved	
<b>GD<math>\phi</math>HRL</b>	Scanalatura con elica destra + sinistra helical right + left grooved	
<b>GD<math>\phi</math>LL</b>	Scanalatura stile Lebus sinistra Lebus style left grooved	
<b>GD<math>\phi</math>LR</b>	Scanalatura stile Lebus destra Lebus style right grooved	
<b>GD<math>\phi</math>LLR</b>	Scanalatura stile Lebus sinistra + destra Lebus style left + right grooved	
<b>GD<math>\phi</math>LRL</b>	Scanalatura stile Lebus destra + sinistra Lebus style right + left grooved	
<b>GD<math>\phi</math>XX</b>	Scanalatura speciale Special grooved	

**5**  
Rotazione del tamburo  
Drum rotation

<b>01</b>	Orario Clock wise	
<b>02</b>	Antiorario Counter-clock wise	
<b>00</b>	Senza o con doppia valvola Overcenter OVC, senza motore, non definito (solo per tamburi lisci con più di una fune) None or double Overcenter valve OVC*, no motor, not defined (only for smooth drum grooved drum with more than one thread)	

## DESCRIZIONE ARGANI DESCRIPTION OF WINCHES

**6**

Disinnesto  
Disengage

	Assente / Not present
<b>DM</b>	Manuale / Manual
<b>DP</b>	Idraulico - Pneumatico / Hydraulic - Pneumatic

**7**

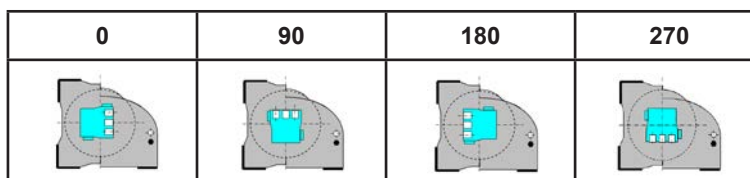
Rapporto di riduzione  
Ratio

Rapporto / Ratio	Decimali / Decimals	Esempio / Example
<10	<b>X,X</b>	5,1
<200	<b>XXX,X</b>	110,3
>200	<b>XXX</b>	250

**8**

Flangia ingresso motore  
- posizione del motore  
Adaptor flange -  
motor position

In caso di / In case of:	Scrivere / To be written	Esempio / Example
Flangia di adattamento Adaptor flange	<b>611xxxxxxx</b> <b>130xxxx</b>	.../61101801480-...
Ingresso universale Universal input	<b>00</b>	.../00-...
Motore Motor	<b>Tipo di motore Cilindrata_posizione</b> <b>Motor type Displacement_position</b>	H4VA19_270



Posizione del motore / Motor position

**9**

Accessori  
Accessories

<b>PRESSAFUNE</b> <b>PRESSURE ROLLER</b>	<b>RULLIERA</b> <b>FAIR LEAD (ROLLER KIT)</b>	<b>SPOOLING DEVICE</b> <b>SPOOLING DEVICE</b>
Assente / Not present	Assente / Not present	Assente / Not present
<b>P</b> Presente / Present	<b>F</b> Presente / Present	<b>S</b> Presente / Present

<b>CONTROLLI / CONTROLS</b>	
	Assente / Not present
<b>TL</b>	Limitatore di coppia / Torque limiter sensor
<b>TD</b>	Trasduttore di deformazione / Deformation trasducer
<b>TA</b>	Braccio di reazione / Torque arm
<b>EN</b>	Encoder / Encoder
<b>EL</b>	Sistema di controllo elettrico / Electric control system
<b>HL</b>	Sistema di controllo idraulico / Hydraulic Limit Switch

<b>FUNE</b> <b>ROPE</b>	
	Assente / Not present
<b>R</b>	Presente / Present

**(XX)**

Struttura  
Structure

	<b>Altro</b> <b>Other</b>	
<b>SQ</b>	<b>Quadro</b> <b>Square</b>	
<b>GD</b>	<b>Senza struttura</b> <b>No structure / gear drum</b>	

Esempio di designazione Model code example	
BWF1000-I/1,1/SD8-01/32,5/H4VA19_270-P-R (MinDLA--BT130--SQ) C3H RAL9005_50	

Esempi di designazione  
Model code examples

**BWF1000-I/1,1/SD8-01/32,5/H4VA19\_270-P-R**  
**(MinDLA--BT130--SQ) C3H RAL9005\_50**

**Serie "BWF"**

Argani di costruzione molto compatta, con motorizzazione idraulica a pistoni assiali, completa di valvole di controllo del carico in discesa e del comando apertura freno negativo incorporate all'interno del coperchio di chiusura del motore stesso.

All'interno del tamburo avvolgi fune hanno sede gli stadi di riduzioni epicicloidali Brevini® incorporati al fusello.

Le strutture di supporto possono variare da semplici lamiere pantografate a innovative fusioni di forma quadrata. Hanno il vantaggio di non avere nessun ingombro radiale nella zona del tamburo di uscita della fune, per tutta la rotazione di 360°. Questi argani si prestano alle più svariate applicazioni con spazi limitati; soddisfano le esigenze di tiri diretti e velocità fune importanti in ingombri assiali ridotti, come ad esempio gru retro cabina per autocarri o applicazioni analoghe.

Sono previsti con sistema di controllo della capacità minima della fune sul tamburo, a comando idraulico o elettrico.

Prestazioni che vanno dal tiro diretto al primo strato di 1150 daN del "BWF1000" ai 7500 daN del "BWF6000".

**"BWF" Series**

*Winches of highly compact construction, hydraulic axial piston motor drive, complete with control valves for the load on lowering and for the negative brake opening control that are built into the cover closing the motor.*

*Inside the winch is installed the Brevini® planetary gear reducer incorporated into the spindle.*

*The support structures can vary from simple pantographed metal sheet to innovative square shaped castings. They have the advantage of having no radial encumbrance in the zone of the rope outfeed drum, for the entire rotation of 360°. These winches are suitable to the most varied applications with limited spaces; they satisfy the requirements of direct pull and high rope speed, with quite compact axial dimensions, for example crane behind cab for trucks or similar applications.*

*Some models are equipped with a system to control the minimum capacity of the rope on the drum, with hydraulic or electric control.*

*Performance ranging from a first layer direct pull of 1150 daN for the "BWF1000" to 7500 daN for the "BWF6000".*

# TIPO ARGANO / WINCH TYPE

# BWF1000

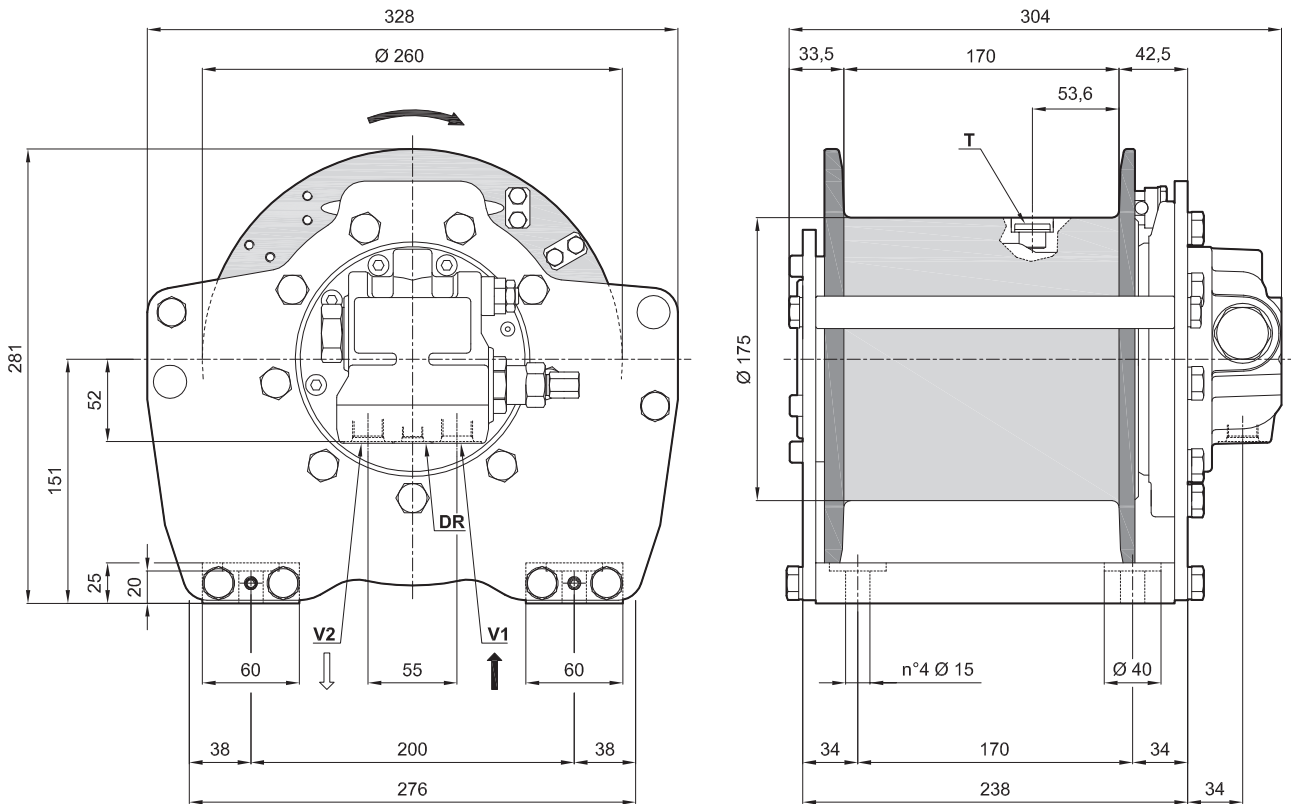
The dimensions shown can be used as reference

Previous name: **BWF1000**

distinctive features: Round frame

motor displacement: 19 cm<sup>3</sup>/rev, Integrated motor

Max backpressure on return Line: 5 bar



\*The data shown in this page are ONLY FOR INFORMATION. The actual data will be issued according to Customer Application and Duty Cycle.

Working layers	[n°]	1	2	3	4	5	-
Line pull	[kg]	1150	1070	1000	940	-	-
Maximum rope speed	[m/min]	40	43	47	50	-	-
Rope length	[m]	11	23	37	50	66	-

Brevini® Motor	H4VA19	Advised rope diameter	8	[mm]
Starting lifting pressure	150	[bar]	Oil quantity	0,5
Operating pressure	125	[bar]	Weight	50
Maximum oil flow at the motor	46	[l/min]	Oil fill/drain plug	G3/8
Minimum oil flow at the motor	10	[l/min]	Lifting port	3/4-16 UNF
Static braking torque	130	[Nm]	Lowering port	3/4-16 UNF
Gear ratio	32,5	[i]	Motor drain port	1/2-20 UNF

Winch mechanisms classification in agreement with F.E.M. (1.001) (Third edition revised on 01.10.1998) **M7 (T7-L2)** n<sub>2</sub> = 25 rpm

For safety reasons always keep at least 3 wraps of rope wrapped on the drum

Use 8.8 grade screws to fix the winch

Technical features may change with no previous notice from the manufacturer

THE PRESENT WINCH CAN'T BE USED FOR LIFTING OF PERSONNEL

The MBL of the Rope must be verified according to the requested Safety Factors

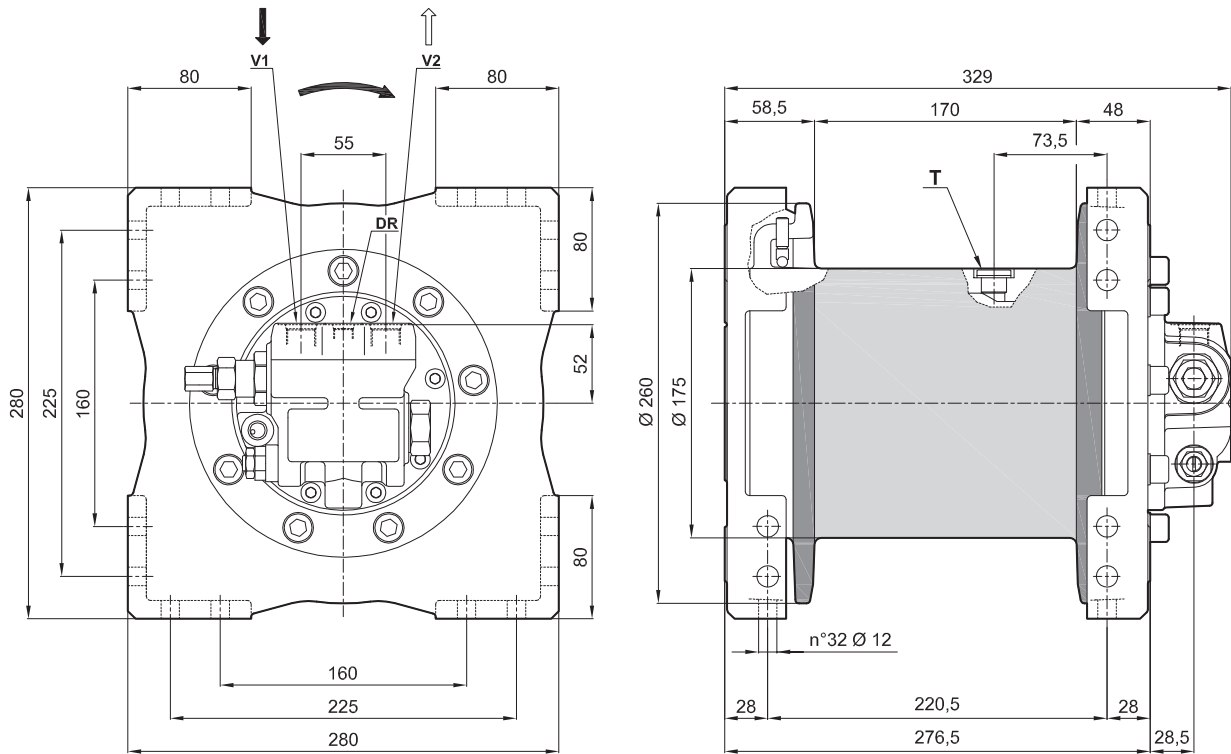
# TIPO ARGANO / WINCH TYPE

# BWF1000

The dimensions shown can be used as reference

Previous name: **BW850**

distinctive features: Square frame  
 motor displacement: 19 cm<sup>3</sup>/rev, Integrated motor  
 Max backpressure on return Line: 5 bar



\*The data shown in this page are ONLY FOR INFORMATION. The actual data will be issued according to Customer Application and Duty Cycle.

Working layers	[n°]	1	2	3	4	-	-
Line pull	[kg]	1250	1140	1050	-	-	-
Maximum rope speed	[m/min]	41	45	48	-	-	-
Rope length	[m]	9	19	30	41	-	-

Brevini® Motor	H4VA19	Advised rope diameter	10	[mm]
Starting lifting pressure	165	[bar]	Oil quantity	0,5
Operating pressure	140	[bar]	Weight	55
Maximum oil flow at the motor	46	[l/min]	Oil fill/drain plug	G3/8
Minimum oil flow at the motor	10	[l/min]	Lifting port	3/4-16 UNF
Static braking torque	130	[Nm]	Lowering port	3/4-16 UNF
Gear ratio	32,5	[i]	Motor drain port	1/2-20 UNF

Winch mechanisms classification in agreement with F.E.M. (1.001) (Third edition revised on 01.10.1998) **M5 (T3-L4)** n<sub>2</sub> = 25 rpm

For safety reasons always keep at least 3 wraps of rope wrapped on the drum

Use 8.8 grade screws to fix the winch

Technical features may change with no previous notice from the manufacturer

THE PRESENT WINCH CAN'T BE USED FOR LIFTING OF PERSONNEL

The MBL of the Rope must be verified according to the requested Safety Factors

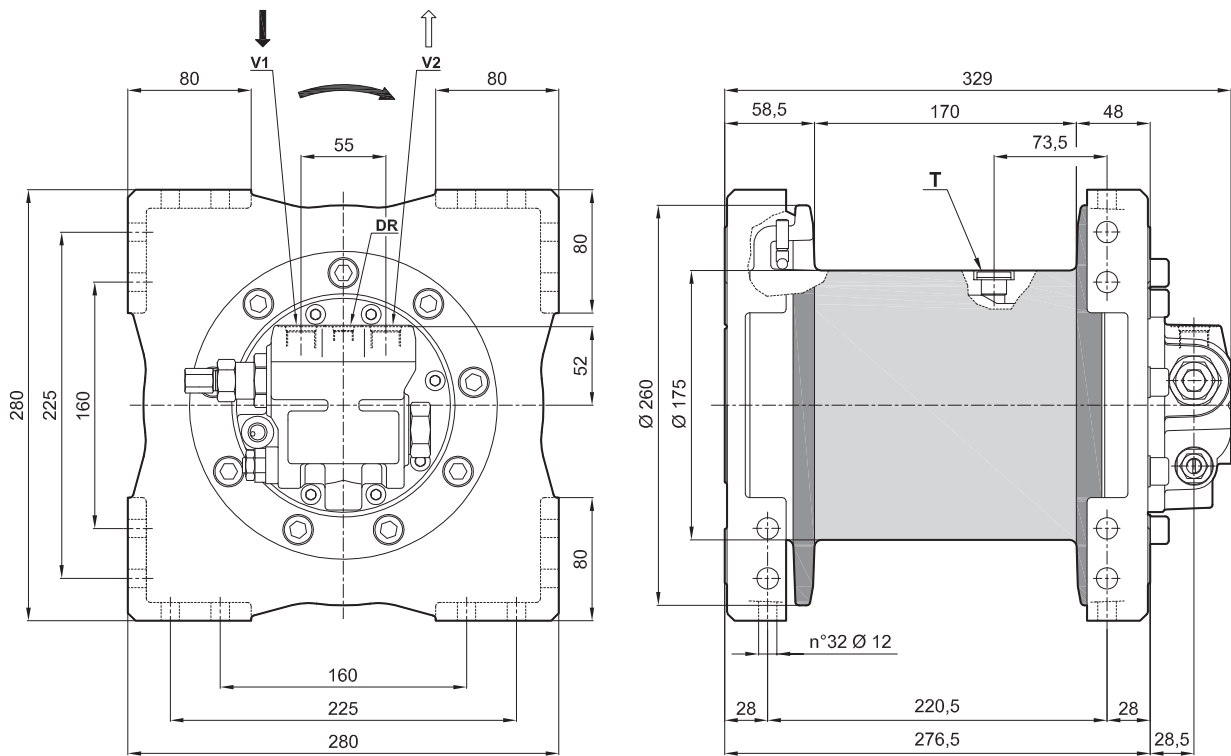
# TIPO ARGANO / WINCH TYPE

# BWF1000

The dimensions shown can be used as reference

Previous name: **BW900**

distinctive features: Square frame  
 motor displacement: 19 cm<sup>3</sup>/rev, Integrated motor  
 Max backpressure on return Line: 5 bar



\*The data shown in this page are ONLY FOR INFORMATION. The actual data will be issued according to Customer Application and Duty Cycle.

Working layers	[n°]	1	2	3	4	-	-
Line pull	[kg]	1350	1230	1140	-	-	-
Maximum rope speed	[m/min]	41	45	48	-	-	-
Rope length	[m]	9	19	30	41	-	-

Brevini® Motor	H4VA19	Advised rope diameter	10	[mm]
Starting lifting pressure	180	[bar]	Oil quantity	0,5
Operating pressure	150	[bar]	Weight	55
Maximum oil flow at the motor	46	[l/min]	Oil fill/drain plug	G3/8
Minimum oil flow at the motor	10	[l/min]	Lifting port	3/4-16 UNF
Static braking torque	130	[Nm]	Lowering port	3/4-16 UNF
Gear ratio	32,5	[i]	Motor drain port	1/2-20 UNF

Winch mechanisms classification in agreement with F.E.M. (1.001) (Third edition revised on 01.10.1998) **M5 (T4-L3)** n<sub>2</sub> = 25 rpm

For safety reasons always keep at least 3 wraps of rope wrapped on the drum

Use 8.8 grade screws to fix the winch

Technical features may change with no previous notice from the manufacturer

THE PRESENT WINCH CAN'T BE USED FOR LIFTING OF PERSONNEL

The MBL of the Rope must be verified according to the requested Safety Factors

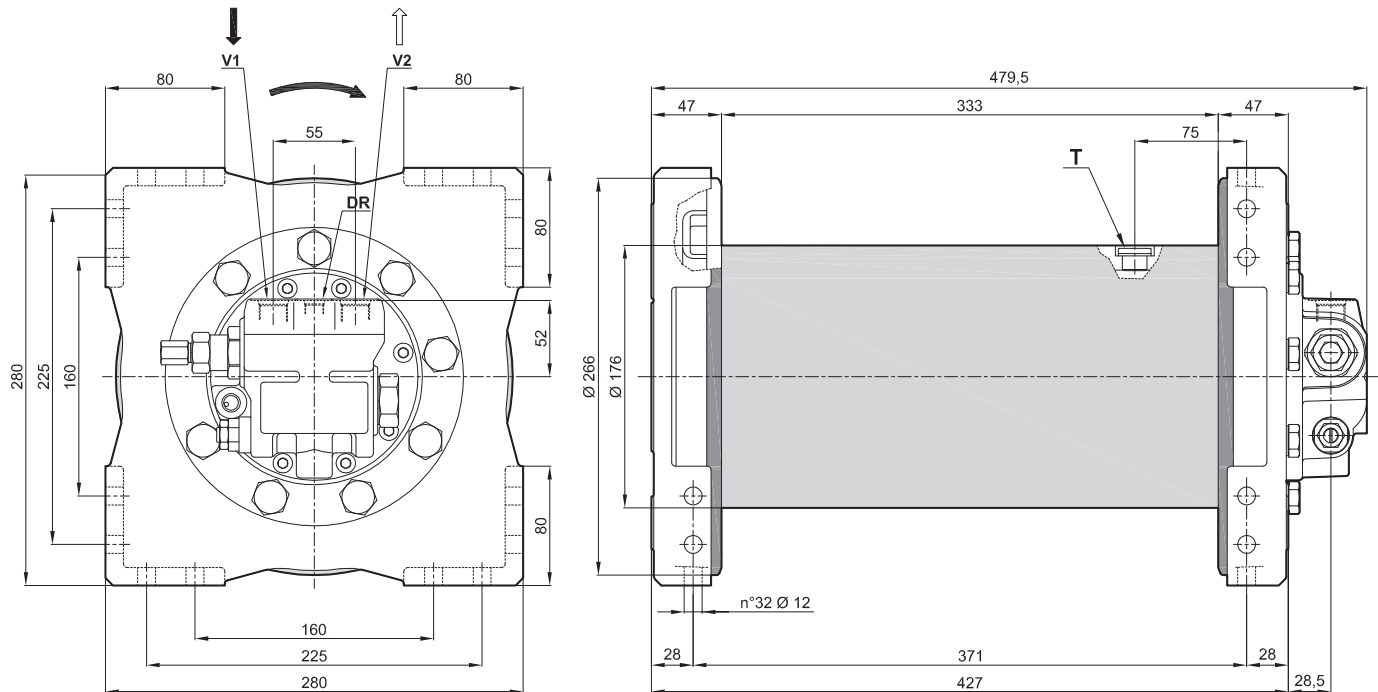
# TIPO ARGANO / WINCH TYPE

# BWF1000

The dimensions shown can be used as reference

Previous name: **BW900L**

distinctive features: Square frame, Long drum  
 motor displacement: 19 cm<sup>3</sup>/rev, Integrated motor  
 Max backpressure on return Line: 5 bar



\*The data shown in this page are ONLY FOR INFORMATION. The actual data will be issued according to Customer Application and Duty Cycle.

Working layers	[n°]	1	2	3	4	-	-
Line pull	[kg]	1350	1240	1140	-	-	-
Maximum rope speed	[m/min]	41	45	49	-	-	-
Rope length	[m]	18	38	60	83	-	-

Brevini® Motor	H4VA19	Advised rope diameter	10	[mm]
Starting lifting pressure	180	[bar]	Oil quantity	0,5
Operating pressure	150	[bar]	Weight	70
Maximum oil flow at the motor	46	[l/min]	Oil fill/drain plug	G3/8
Minimum oil flow at the motor	10	[l/min]	Lifting port	3/4-16 UNF
Static braking torque	130	[Nm]	Lowering port	3/4-16 UNF
Gear ratio	32,5	[i]	Motor drain port	1/2-20 UNF

Winch mechanisms classification in agreement with F.E.M. (1.001) (Third edition revised on 01.10.1998) **M5 (T4-L3)**  $n_2 = 25$  rpm

For safety reasons always keep at least 3 wraps of rope wrapped on the drum

Use 8.8 grade screws to fix the winch

Technical features may change with no previous notice from the manufacturer

THE PRESENT WINCH CAN'T BE USED FOR LIFTING OF PERSONNEL

The MBL of the Rope must be verified according to the requested Safety Factors



# TIPO ARGANO / WINCH TYPE

# BWF1000

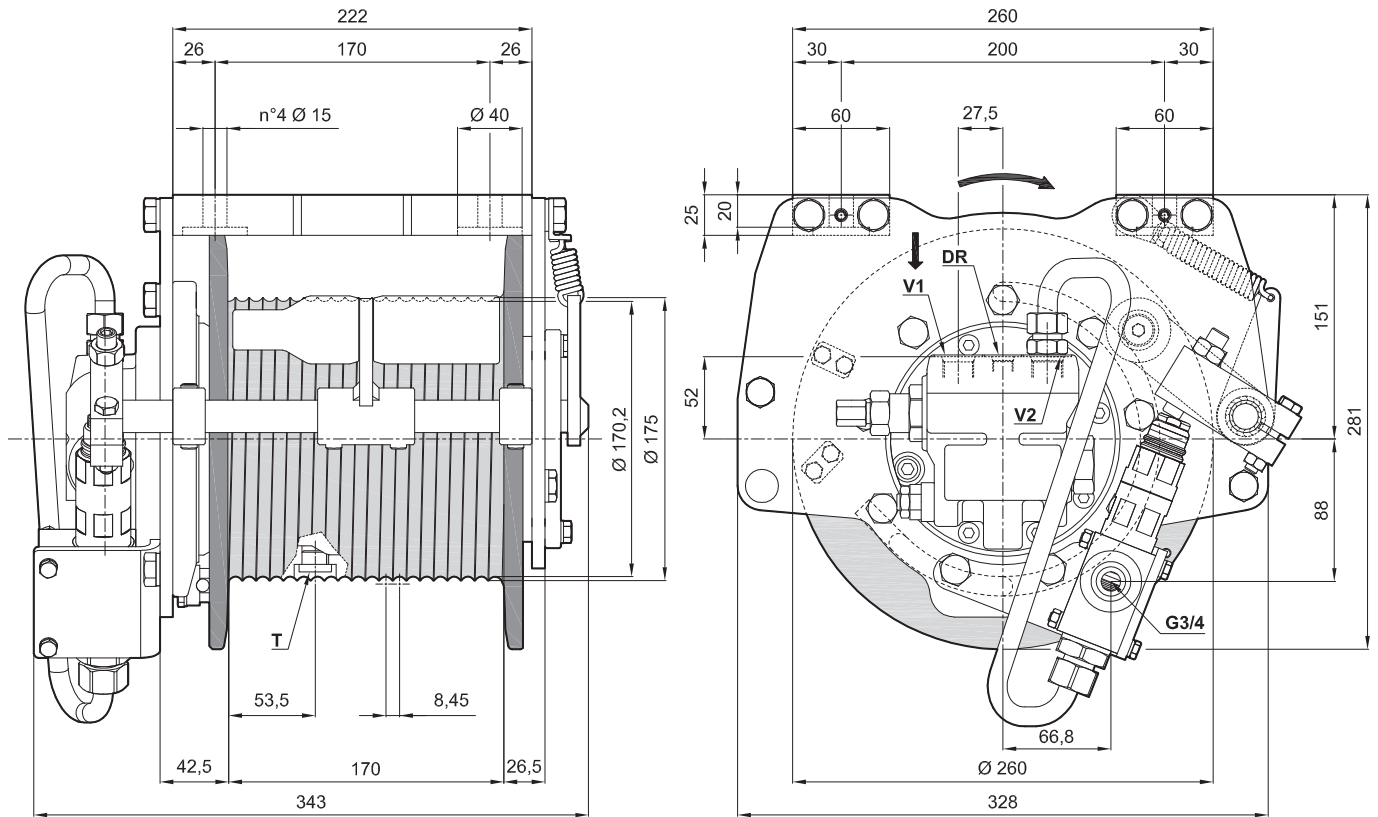
The dimensions shown can be used as reference

Previous name: **BWF1000-P**

distinctive features: Round frame, hydraulic pressure roller

motor displacement: 19 cm<sup>3</sup>/rev, Integrated motor

Max backpressure on return Line: 5 bar



\*The data shown in this page are ONLY FOR INFORMATION. The actual data will be issued according to Customer Application and Duty Cycle.

Working layers	[n°]	1	2	3	4	5	-
Line pull	[kg]	1240	1150	1070	1000	-	-
Maximum rope speed	[m/min]	46	50	54	57	-	-
Rope length	[m]	11	22	35	49	64	-

Brevini® Motor	H4VA19	Advised rope diameter	8	[mm]
Starting lifting pressure	185	[bar]	Oil quantity	0,5
Operating pressure	155	[bar]	Weight	55
Maximum oil flow at the motor	46	[l/min]	Oil fill/drain plug	G3/8
Minimum oil flow at the motor	10	[l/min]	Lifting port	3/4-16 UNF
Static braking torque	130	[Nm]	Lowering port	3/4-16 UNF
Gear ratio	27,6	[i]	Motor drain port	1/2-20 UNF

Winch mechanisms classification in agreement with F.E.M. (1.001) (Third edition revised on 01.10.1998) **M6 (T6-L2)** n<sub>2</sub> = 25 rpm

For safety reasons always keep at least 3 wraps of rope wrapped on the drum

Use 8.8 grade screws to fix the winch

Technical features may change with no previous notice from the manufacturer

**THE PRESENT WINCH CAN'T BE USED FOR LIFTING OF PERSONNEL**

The MBL of the Rope must be verified according to the requested Safety Factors

# TIPO ARGANO / WINCH TYPE

# BWF1500

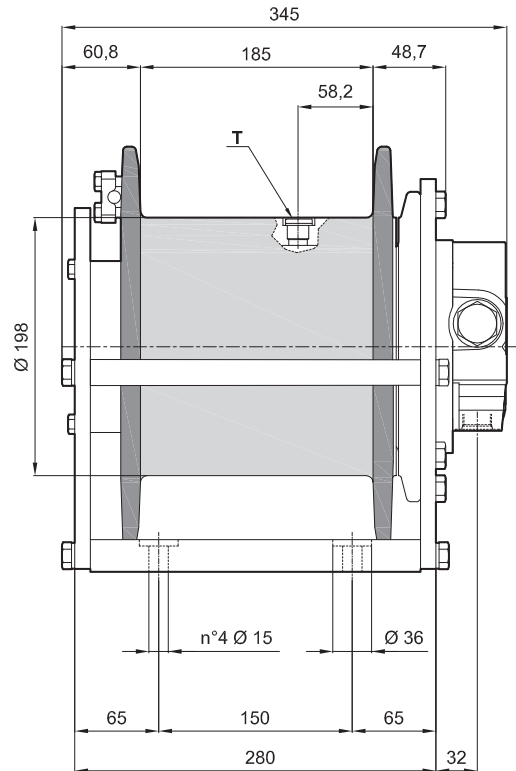
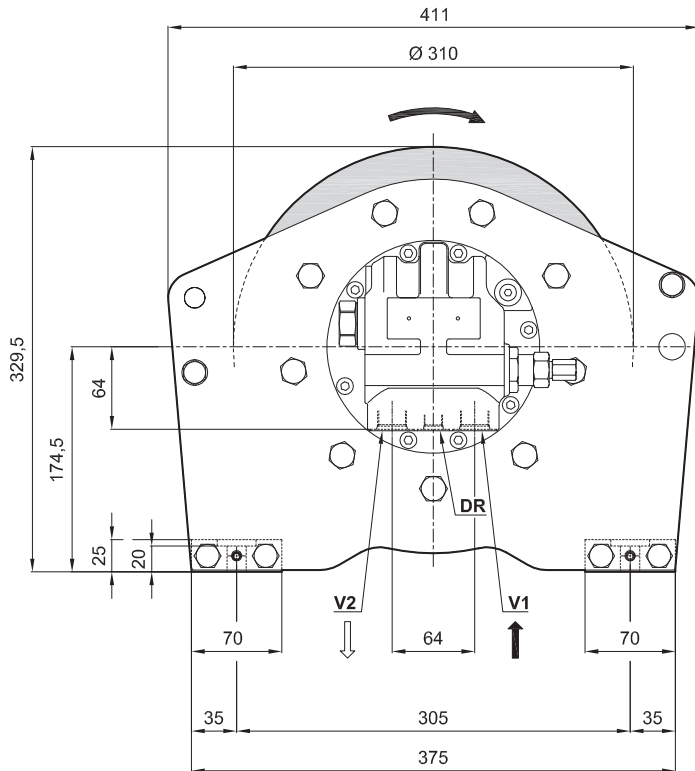
The dimensions shown can be used as reference

Previous name: **BWF1500**

distinctive features: Round frame

motor displacement: 34 cm<sup>3</sup>/rev, Integrated motor

Max backpressure on return Line: 5 bar



\*The data shown in this page are ONLY FOR INFORMATION. The actual data will be issued according to Customer Application and Duty Cycle.

Working layers	[n°]	1	2	3	4	5	-
Line pull	[kg]	2000	1840	1710	1600	-	-
Maximum rope speed	[m/min]	35	37	40	43	-	-
Rope length	[m]	11	23	37	50	66	-

Brevini® Motor	H4VA34	Advised rope diameter	10	[mm]
Starting lifting pressure	170	Oil quantity	0,85	[l]
Operating pressure	145	Weight	85	[kg]
Maximum oil flow at the motor	60	Oil fill/drain plug	G3/8	T
Minimum oil flow at the motor	10	Lifting port	7/8-14 UNF	V1
Static braking torque	232	Lowering port	7/8-14 UNF	V2
Gear ratio	31,2	Motor drain port	9/16-18 UNF	DR

Winch mechanisms classification in agreement with F.E.M. (1.001) (Third edition revised on 01.10.1998) **M6 (T6-L2)** n<sub>2</sub> = 25 rpm

For safety reasons always keep at least 3 wraps of rope wrapped on the drum

Use 8.8 grade screws to fix the winch

Technical features may change with no previous notice from the manufacturer

**THE PRESENT WINCH CAN'T BE USED FOR LIFTING OF PERSONNEL**

The MBL of the Rope must be verified according to the requested Safety Factors

# TIPO ARGANO / WINCH TYPE

# BWF1500

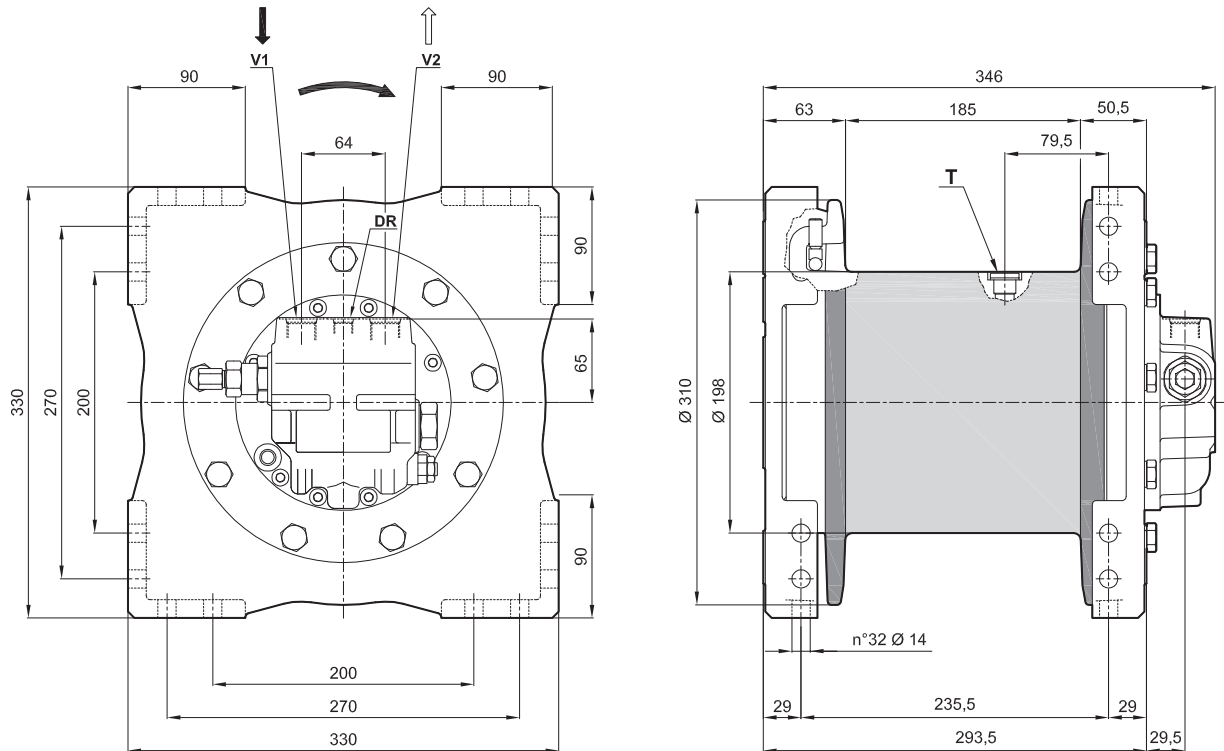
The dimensions shown can be used as reference

Previous name: **BW1350**

distinctive features: Square frame

motor displacement: 34 cm<sup>3</sup>/rev, Integrated motor

Max backpressure on return Line: 5 bar



\*The data shown in this page are ONLY FOR INFORMATION. The actual data will be issued according to Customer Application and Duty Cycle.

Working layers	[n°]	1	2	3	4	-	-
Line pull	[kg]	2000	1820	1670	-	-	-
Maximum rope speed	[m/min]	35	38	42	-	-	-
Rope length	[m]	9	19	31	43	-	-

Brevini® Motor	H4VA34	Advised rope diameter	12	[mm]
Starting lifting pressure	175	[bar]	Oil quantity	0,85
Operating pressure	145	[bar]	Weight	85
Maximum oil flow at the motor	60	[l/min]	Oil fill/drain plug	G3/8
Minimum oil flow at the motor	10	[l/min]	Lifting port	7/8-14 UNF
Static braking torque	232	[Nm]	Lowering port	7/8-14 UNF
Gear ratio	31,2	[i]	Motor drain port	9/16-18 UNF

Winch mechanisms classification in agreement with F.E.M. (1.001) (Third edition revised on 01.10.1998) **M5 (T5-L2)** n<sub>2</sub> = 25 rpm

For safety reasons always keep at least 3 wraps of rope wrapped on the drum

Use 8.8 grade screws to fix the winch

Technical features may change with no previous notice from the manufacturer

**THE PRESENT WINCH CAN'T BE USED FOR LIFTING OF PERSONNEL**

The MBL of the Rope must be verified according to the requested Safety Factors



# TIPO ARGANO / WINCH TYPE

# BWF1500

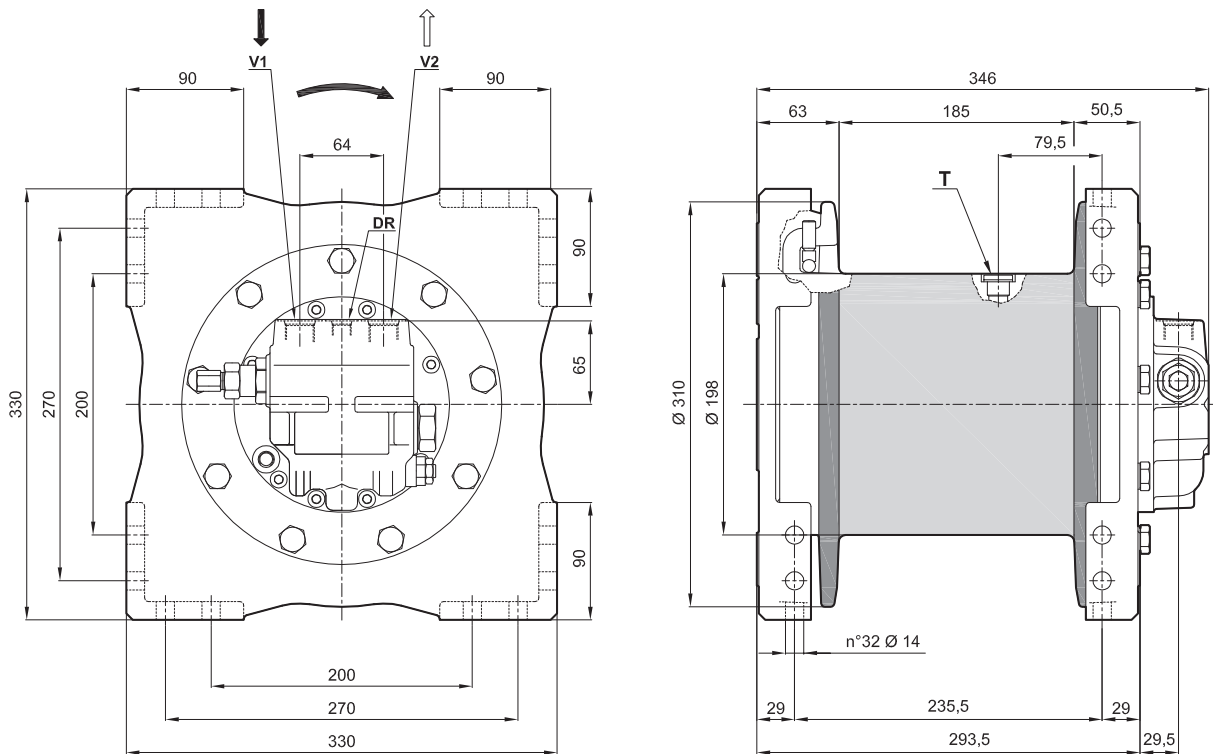
The dimensions shown can be used as reference

Previous name: **BW1500**

distinctive features: Square frame

motor displacement: 34 cm<sup>3</sup>/rev, Integrated motor

Max backpressure on return Line: 5 bar



\*The data shown in this page are ONLY FOR INFORMATION. The actual data will be issued according to Customer Application and Duty Cycle.

Working layers	[n°]	1	2	3	4	-	-
Line pull	[kg]	2310	2100	1930	-	-	-
Maximum rope speed	[m/min]	35	38	42	-	-	-
Rope length	[m]	9	19	31	43	-	-

Brevini® Motor	H4VA34	Advised rope diameter	12	[mm]
Starting lifting pressure	200	[bar]	Oil quantity	0,85
Operating pressure	165	[bar]	Weight	85
Maximum oil flow at the motor	60	[l/min]	Oil fill/drain plug	G3/8
Minimum oil flow at the motor	10	[l/min]	Lifting port	7/8-14 UNF
Static braking torque	232	[Nm]	Lowering port	7/8-14 UNF
Gear ratio	31,2	[i]	Motor drain port	9/16-18 UNF

Winch mechanisms classification in agreement with F.E.M. (1.001) (Third edition revised on 01.10.1998) **M5 (T5-L2)**  $n_2 = 25$  rpm

For safety reasons always keep at least 3 wraps of rope wrapped on the drum

Use 8.8 grade screws to fix the winch

Technical features may change with no previous notice from the manufacturer

THE PRESENT WINCH CAN'T BE USED FOR LIFTING OF PERSONNEL

The MBL of the Rope must be verified according to the requested Safety Factors

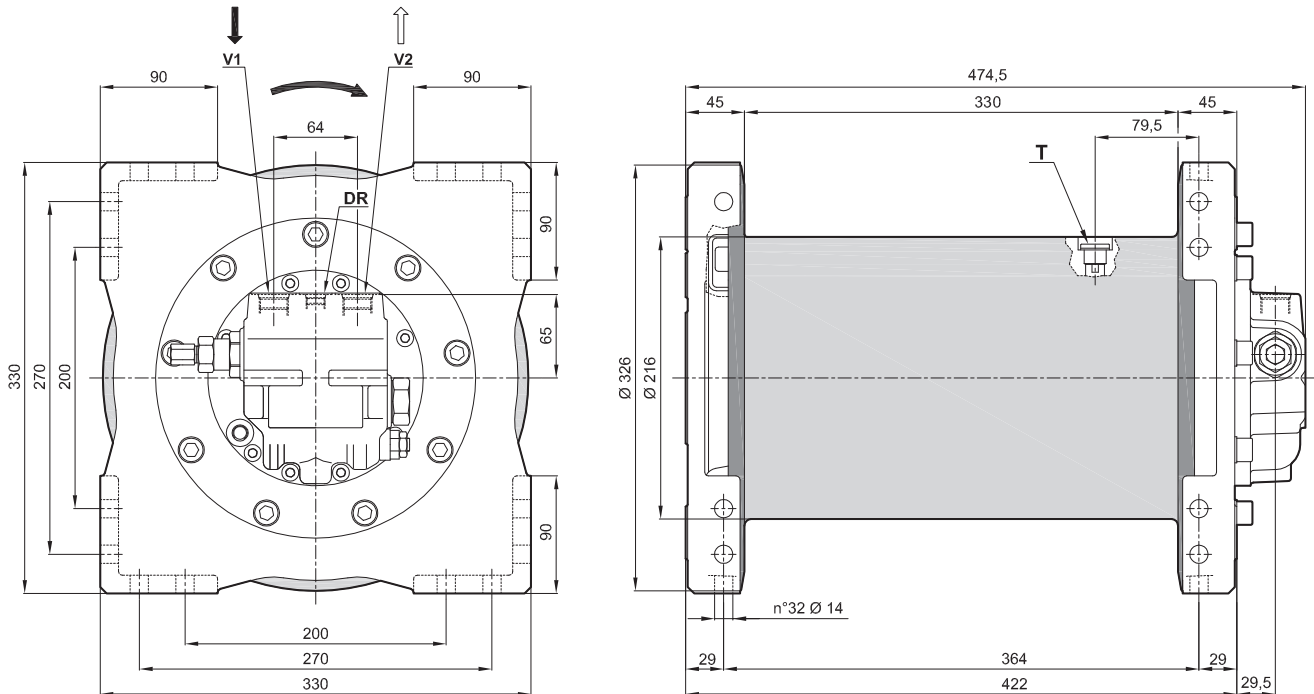
# TIPO ARGANO / WINCH TYPE

# BWF1500

The dimensions shown can be used as reference

Previous name: **BW1500L**

distinctive features: Square frame, Long drum  
 motor displacement: 34 cm<sup>3</sup>/rev, Integrated motor  
 Max backpressure on return Line: 5 bar



\*The data shown in this page are ONLY FOR INFORMATION. The actual data will be issued according to Customer Application and Duty Cycle.

Working layers	[n°]	1	2	3	4	-	-
Line pull	[kg]	2300	2110	1950	-	-	-
Maximum rope speed	[m/min]	38	41	45	-	-	-
Rope length	[m]	18	38	61	84	-	-

Brevini® Motor	H4VA34	Advised rope diameter	12	[mm]
Starting lifting pressure	215	[bar]	Oil quantity	0,85
Operating pressure	180	[bar]	Weight	130
Maximum oil flow at the motor	60	[l/min]	Oil fill/drain plug	G3/8
Minimum oil flow at the motor	10	[l/min]	Lifting port	7/8-14 UNF
Static braking torque	232	[Nm]	Lowering port	7/8-14 UNF
Gear ratio	31,2	[i]	Motor drain port	9/16-18 UNF

Winch mechanisms classification in agreement with F.E.M. (1.001) (Third edition revised on 01.10.1998) **M5 (T5-L2)** n<sub>2</sub> = 25 rpm

For safety reasons always keep at least 3 wraps of rope wrapped on the drum

Use 8.8 grade screws to fix the winch

Technical features may change with no previous notice from the manufacturer

THE PRESENT WINCH CAN'T BE USED FOR LIFTING OF PERSONNEL

The MBL of the Rope must be verified according to the requested Safety Factors



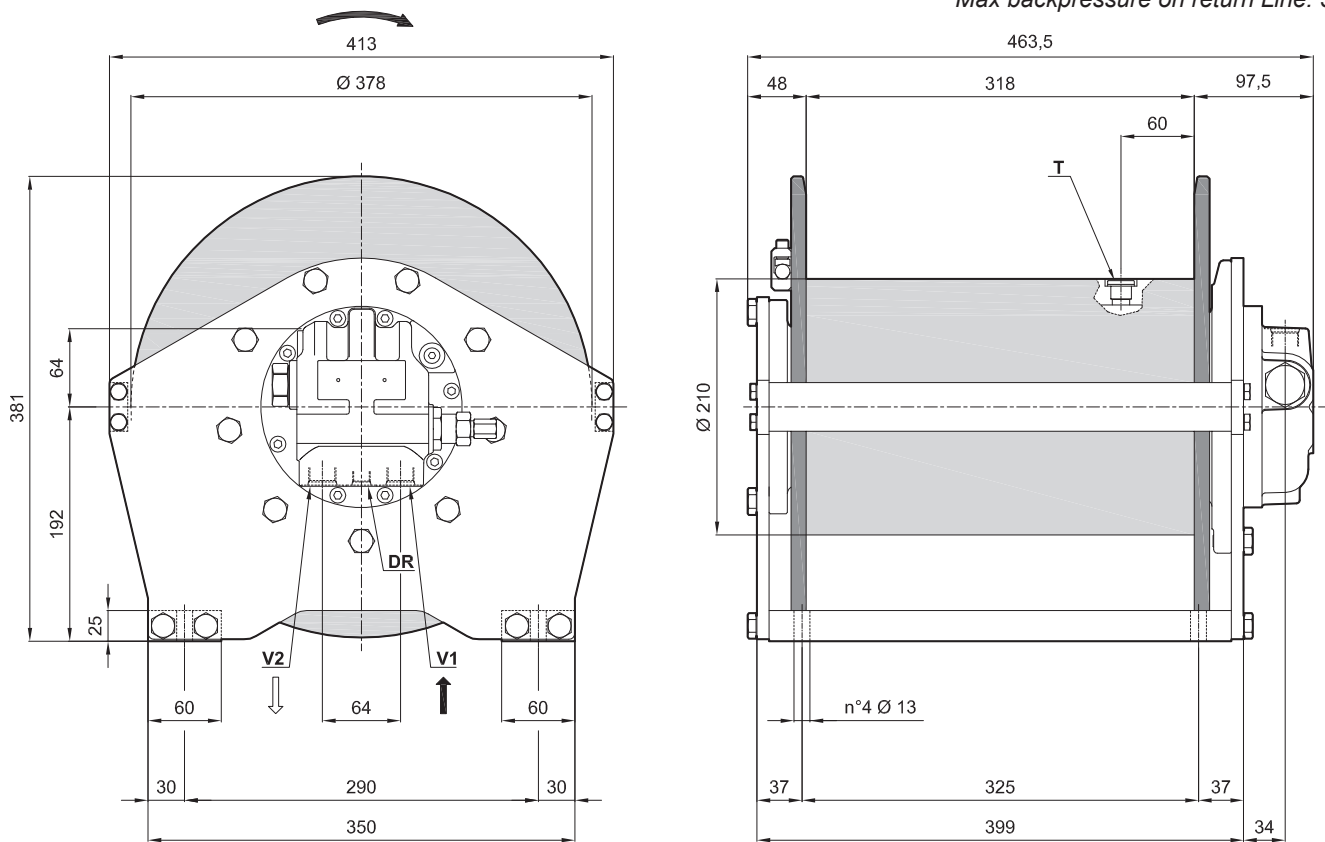
# TIPO ARGANO / WINCH TYPE

# BWF1500

The dimensions shown can be used as reference

Previous name: BWF1500L

distinctive features: Round frame, Long drum  
 motor displacement: 34 cm<sup>3</sup>/rev, Integrated motor  
 Max backpressure on return Line: 5 bar



\*The data shown in this page are ONLY FOR INFORMATION. The actual data will be issued according to Customer Application and Duty Cycle.

Working layers	[n°]	1	2	3	4	5	6
Line pull	[kg]	2500	2290	2110	1960	1830	-
Maximum rope speed	[m/min]	37	40	44	47	51	-
Rope length	[m]	17	36	57	79	103	128

Brevini® Motor	H4VA34	Advised rope diameter	12	[mm]
Starting lifting pressure	230	[bar]	Oil quantity	0,85
Operating pressure	190	[bar]	Weight	140
Maximum oil flow at the motor	60	[l/min]	Oil fill/drain plug	G3/8
Minimum oil flow at the motor	10	[l/min]	Lifting port	7/8-14 UNF
Static braking torque	232	[Nm]	Lowering port	7/8-14 UNF
Gear ratio	31,2	[i]	Motor drain port	9/16-18 UNF

Winch mechanisms classification in agreement with F.E.M. (1.001) (Third edition revised on 01.10.1998) **M4 (T4-L2)** n<sub>2</sub> = 25 rpm

For safety reasons always keep at least 3 wraps of rope wrapped on the drum

Use 8.8 grade screws to fix the winch

Technical features may change with no previous notice from the manufacturer

THE PRESENT WINCH CAN'T BE USED FOR LIFTING OF PERSONNEL

The MBL of the Rope must be verified according to the requested Safety Factors

# TIPO ARGANO / WINCH TYPE

# BWF1500

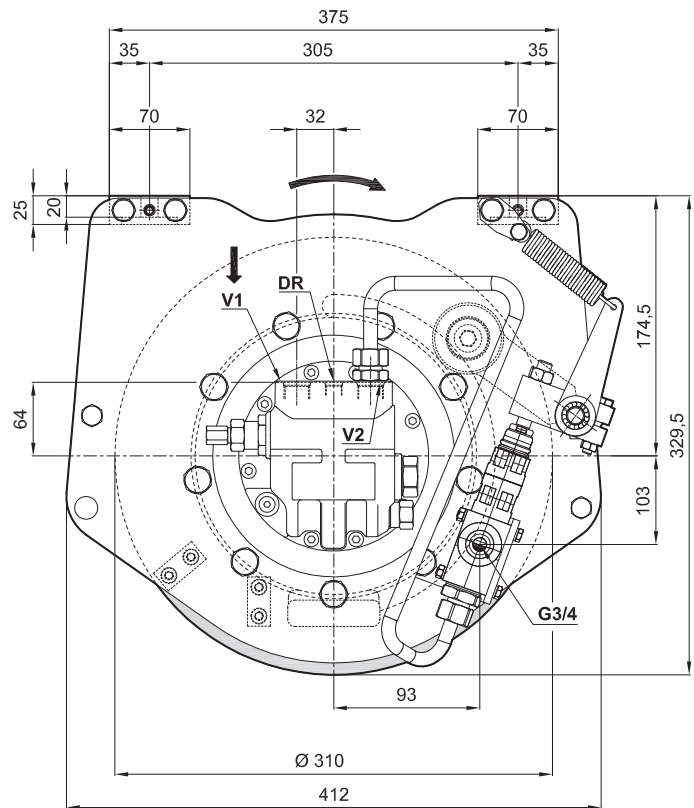
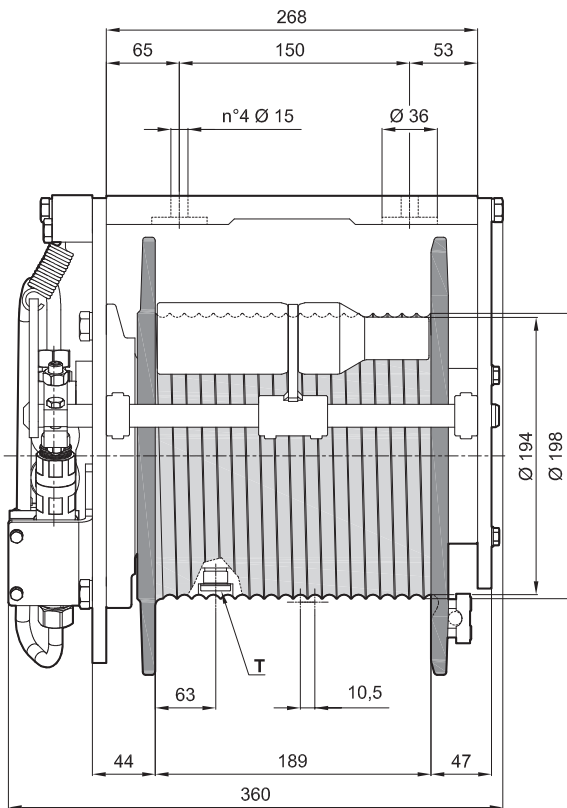
The dimensions shown can be used as reference

Previous name: **BWF1500-P**

distinctive features: Round frame, hydraulic pressure roller

motor displacement: 34 cm<sup>3</sup>/rev, Integrated motor

Max backpressure on return Line: 5 bar



\*The data shown in this page are ONLY FOR INFORMATION. The actual data will be issued according to Customer Application and Duty Cycle.

Working layers	[n°]	1	2	3	4	5	-
Line pull	[kg]	1860	1710	1590	1480	-	-
Maximum rope speed	[m/min]	56	61	65	70	-	-
Rope length	[m]	11	23	36	50	65	-

Brevini® Motor	H4VA34	Advised rope diameter	10	[mm]
Starting lifting pressure	255	[bar]	Oil quantity	0,85
Operating pressure	215	[bar]	Weight	83
Maximum oil flow at the motor	60	[l/min]	Oil fill/drain plug	G3/8
Minimum oil flow at the motor	10	[l/min]	Lifting port	7/8-14 UNF
Static braking torque	232	[Nm]	Lowering port	7/8-14 UNF
Gear ratio	19	[i]	Motor drain port	9/16-18 UNF

Winch mechanisms classification in agreement with F.E.M. (1.001) (Third edition revised on 01.10.1998) **M6 (T6-L2)** n<sub>2</sub> = 25 rpm

For safety reasons always keep at least 3 wraps of rope wrapped on the drum

Use 8.8 grade screws to fix the winch

Technical features may change with no previous notice from the manufacturer

THE PRESENT WINCH CAN'T BE USED FOR LIFTING OF PERSONNEL

The MBL of the Rope must be verified according to the requested Safety Factors

# TIPO ARGANO / WINCH TYPE

# BWF2000

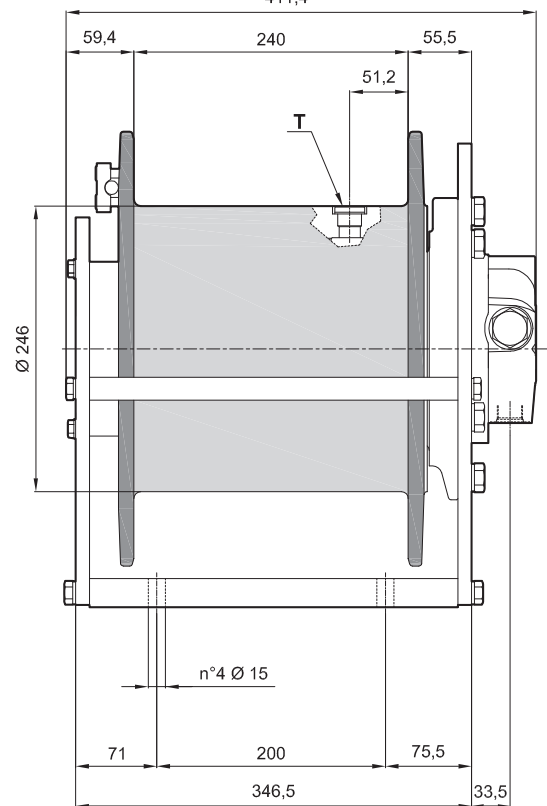
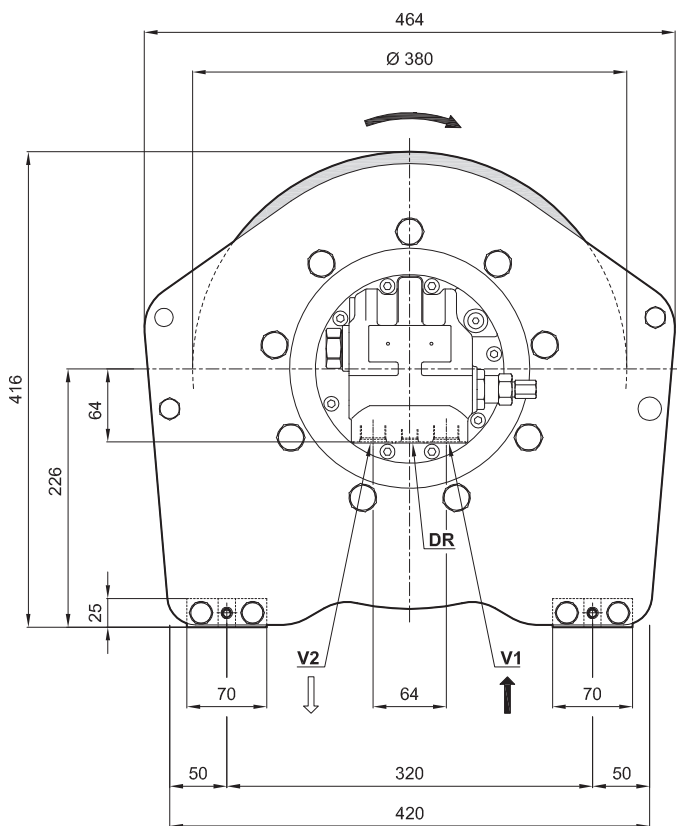
The dimensions shown can be used as reference

Previous name: **BWF2000**

distinctive features: Round frame

motor displacement: 34 cm<sup>3</sup>/rev, Integrated motor

Max backpressure on return Line: 5 bar  
411,4



\*The data shown in this page are ONLY FOR INFORMATION. The actual data will be issued according to Customer Application and Duty Cycle.

Working layers	[n°]	1	2	3	4	5	-
Line pull	[kg]	2600	2410	2240	2100	-	-
Maximum rope speed	[m/min]	35	38	41	43	-	-
Rope length	[m]	15	31	49	67	88	-

Brevini® Motor	H4VA34	Advised rope diameter	12	[mm]	
Starting lifting pressure	225	[bar]	Oil quantity	1,25	[l]
Operating pressure	190	[bar]	Weight	128	[kg]
Maximum oil flow at the motor	60	[l/min]	Oil fill/drain plug	G1/2	T
Minimum oil flow at the motor	10	[l/min]	Lifting port	7/8-14 UNF	V1
Static braking torque	232	[Nm]	Lowering port	7/8-14 UNF	V2
Gear ratio	38,2	[i]	Motor drain port	9/16-18 UNF	DR

Winch mechanisms classification in agreement with F.E.M. (1.001) (Third edition revised on 01.10.1998) **M6 (T6-L2)** n<sub>2</sub> = 25 rpm

For safety reasons always keep at least 3 wraps of rope wrapped on the drum

Use 8.8 grade screws to fix the winch

Technical features may change with no previous notice from the manufacturer

THE PRESENT WINCH CAN'T BE USED FOR LIFTING OF PERSONNEL

The MBL of the Rope must be verified according to the requested Safety Factors



# TIPO ARGANO / WINCH TYPE

# BWF2000

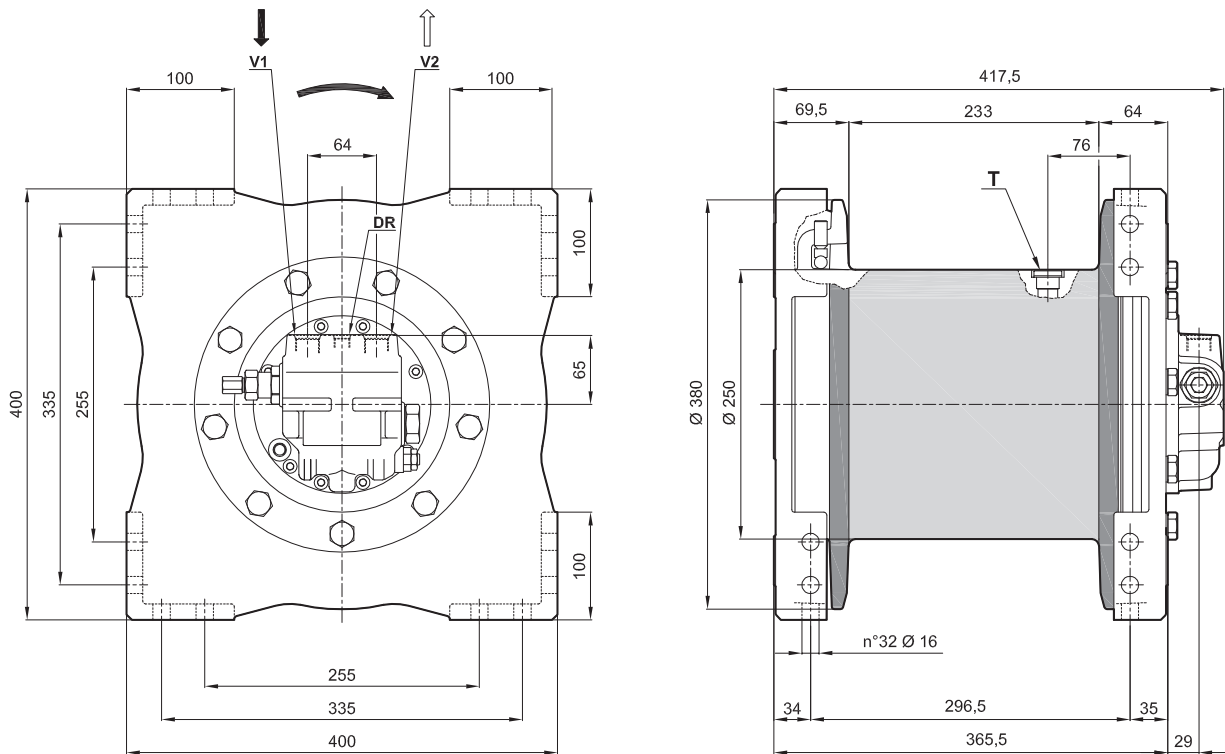
The dimensions shown can be used as reference

Previous name: **BW1950LT**

distinctive features: Square frame

motor displacement: 34 cm<sup>3</sup>/rev, Integrated motor

Max backpressure on return Line: 5 bar



\*The data shown in this page are ONLY FOR INFORMATION. The actual data will be issued according to Customer Application and Duty Cycle.

Working layers	[n°]	1	2	3	4	-	-
Line pull	[kg]	3100	2850	2630	-	-	-
Maximum rope speed	[m/min]	28	30	33	-	-	-
Rope length	[m]	13	26	42	58	-	-

Brevini® Motor	H4VA34	Advised rope diameter	14	[mm]
Starting lifting pressure	210	[bar]	Oil quantity	1,25
Operating pressure	175	[bar]	Weight	145
Maximum oil flow at the motor	60	[l/min]	Oil fill/drain plug	G1/2
Minimum oil flow at the motor	10	[l/min]	Lifting port	7/8-14 UNF
Static braking torque	232	[Nm]	Lowering port	7/8-14 UNF
Gear ratio	49,5	[i]	Motor drain port	9/16-18 UNF

Winch mechanisms classification in agreement with F.E.M. (1.001) (Third edition revised on 01.10.1998) **M4 (T4-L2)** n<sub>2</sub> = 25 rpm

For safety reasons always keep at least 3 wraps of rope wrapped on the drum

Use 8.8 grade screws to fix the winch

Technical features may change with no previous notice from the manufacturer

THE PRESENT WINCH CAN'T BE USED FOR LIFTING OF PERSONNEL

The MBL of the Rope must be verified according to the requested Safety Factors

# TIPO ARGANO / WINCH TYPE

# BWF2000

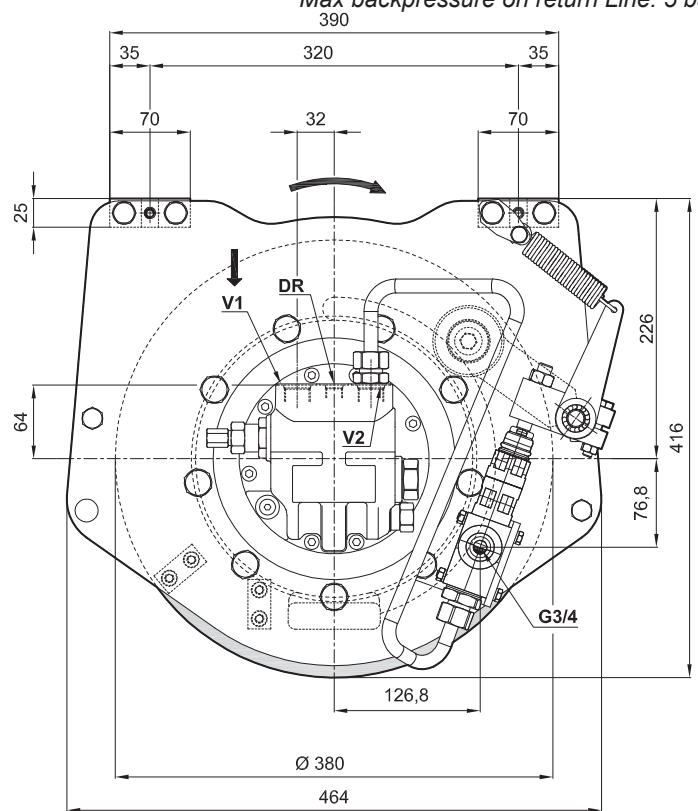
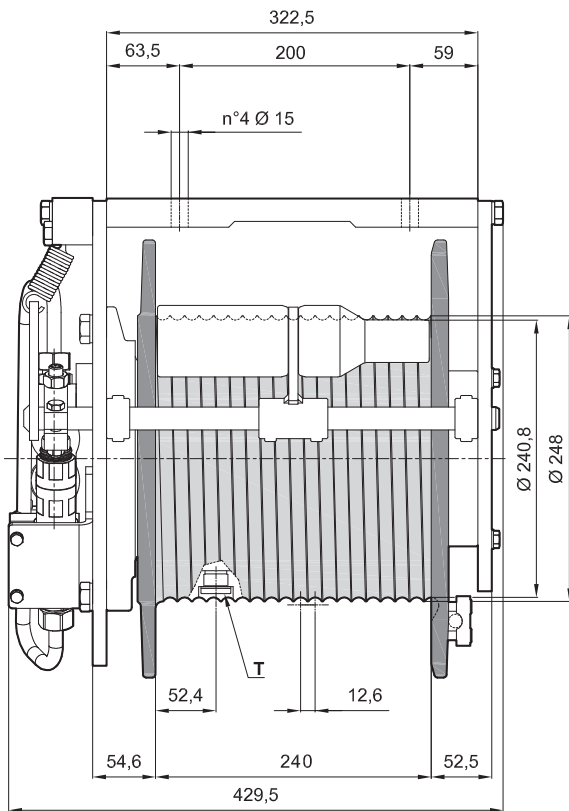
The dimensions shown can be used as reference

Previous name: **BWF2000-P**

distinctive features: Round frame, hydraulic pressure rolles

motor displacement: 34 cm<sup>3</sup>/rev, Integrated motor

Max backpressure on return Line: 5 bar



\*The data shown in this page are ONLY FOR INFORMATION. The actual data will be issued according to Customer Application and Duty Cycle.

Working layers	[n°]	1	2	3	4	5	-
Line pull	[kg]	2490	2300	2140	2000	-	-
Maximum rope speed	[m/min]	34	37	40	43	-	-
Rope length	[m]	15	30	48	66	86	-

Brevini® Motor	H4VA34	Advised rope diameter	12	[mm]
Starting lifting pressure	210	[bar]	Oil quantity	1,25
Operating pressure	175	[bar]	Weight	128
Maximum oil flow at the motor	60	[l/min]	Oil fill/drain plug	G1/2
Minimum oil flow at the motor	10	[l/min]	Lifting port	7/8-14 UNF
Static braking torque	232	[Nm]	Lowering port	7/8-14 UNF
Gear ratio	38,2	[i]	Motor drain port	9/16-18 UNF

Winch mechanisms classification in agreement with F.E.M. (1.001) (Third edition revised on 01.10.1998) **M6 (T6-L2)**  $n_2 = 25$  rpm

For safety reasons always keep at least 3 wraps of rope wrapped on the drum

Use 8.8 grade screws to fix the winch

Technical features may change with no previous notice from the manufacturer

**THE PRESENT WINCH CAN'T BE USED FOR LIFTING OF PERSONNEL**

The MBL of the Rope must be verified according to the requested Safety Factors

# TIPO ARGANO / WINCH TYPE

# BWF2000

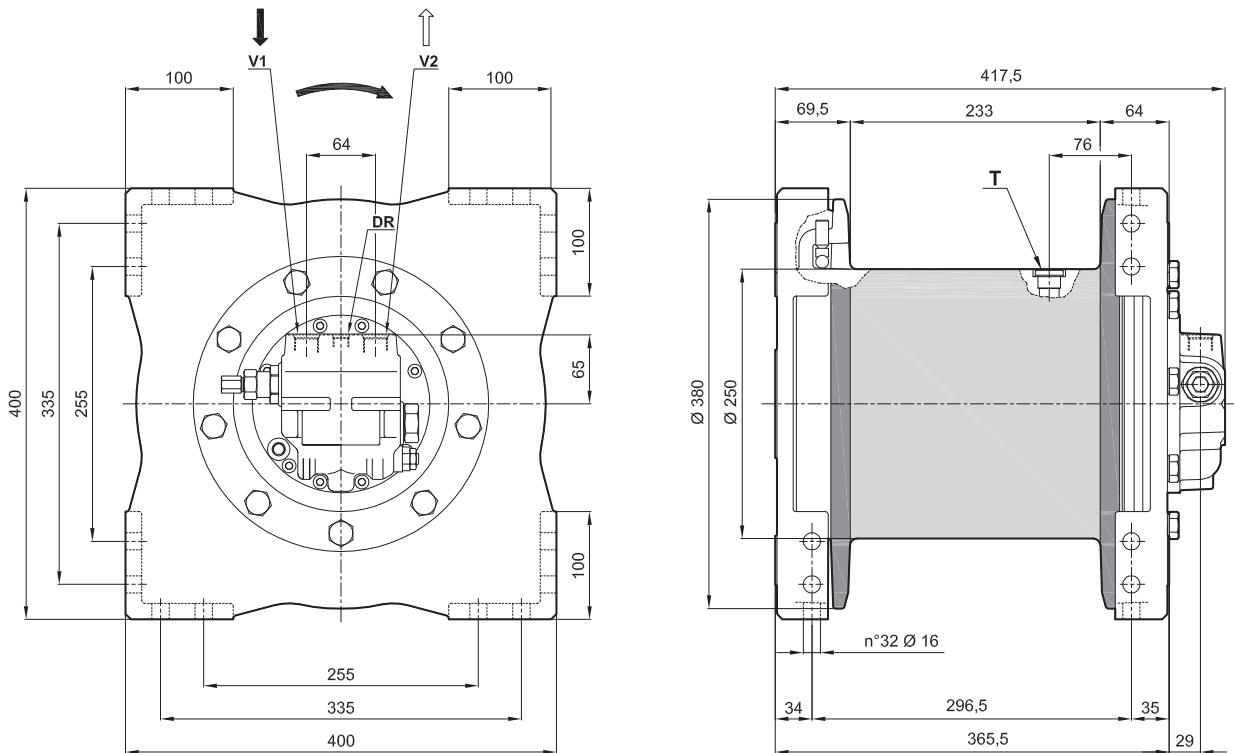
The dimensions shown can be used as reference

Previous name: **BW1950VT**

distinctive features: Square frame

motor displacement: 34 cm<sup>3</sup>/rev, Integrated motor

Max backpressure on return Line: 5 bar



\*The data shown in this page are ONLY FOR INFORMATION. The actual data will be issued according to Customer Application and Duty Cycle.

Working layers	[n°]	1	2	3	4	5	-
Line pull	[kg]	2490	2300	2140	2000	-	-
Maximum rope speed	[m/min]	34	37	40	43	-	-
Rope length	[m]	15	30	48	66	86	-

Brevini® Motor	H4VA34	Advised rope diameter	12	[mm]
Starting lifting pressure	210 [bar]	Oil quantity	1,25	[l]
Operating pressure	175 [bar]	Weight	128	[kg]
Maximum oil flow at the motor	60 [l/min]	Oil fill/drain plug	G1/2	T
Minimum oil flow at the motor	10 [l/min]	Lifting port	7/8-14 UNF	V1
Static braking torque	232 [Nm]	Lowering port	7/8-14 UNF	V2
Gear ratio	38,2 [i]	Motor drain port	9/16-18 UNF	DR

Winch mechanisms classification in agreement with F.E.M. (1.001) (Third edition revised on 01.10.1998) **M6 (T6-L2)** n<sub>2</sub> = 25 rpm

For safety reasons always keep at least 3 wraps of rope wrapped on the drum

Use 8.8 grade screws to fix the winch

Technical features may change with no previous notice from the manufacturer

THE PRESENT WINCH CAN'T BE USED FOR LIFTING OF PERSONNEL

The MBL of the Rope must be verified according to the requested Safety Factors

# TIPO ARGANO / WINCH TYPE

# BWF3000

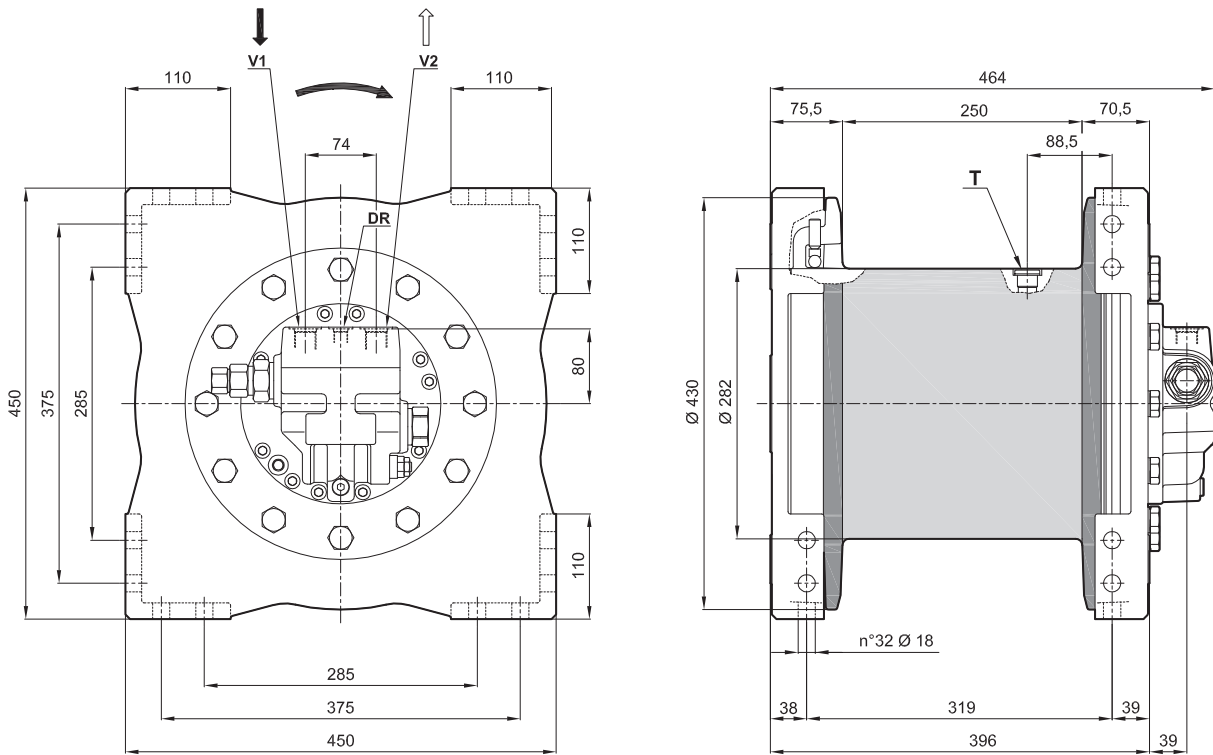
The dimensions shown can be used as reference

Previous name: **BW2250**

distinctive features: *Squire frame*

motor displacement: 64 cm<sup>3</sup>/rev, Integrated motor

Max backpressure on return Line: 5 bar



\*The data shown in this page are ONLY FOR INFORMATION. The actual data will be issued according to Customer Application and Duty Cycle.

Working layers	[n°]	1	2	3	4	-	-
Line pull	[kg]	3400	3130	2900	-	-	-
Maximum rope speed	[m/min]	42	46	50	-	-	-
Rope length	[m]	14	30	47	65	-	-

Brevini® Motor	H4VA64	Advised rope diameter	15	[mm]
Starting lifting pressure	180	Oil quantity	2	[l]
Operating pressure	150	Weight	205	[kg]
Maximum oil flow at the motor	120	Oil fill/drain plug	G1/2	T
Minimum oil flow at the motor	15	Lifting port	7/8-14 UNF	V1
Static braking torque	626	Lowering port	7/8-14 UNF	V2
Gear ratio	38,2	Motor drain port	3/4-16 UNF	DR

Winch mechanisms classification in agreement with F.E.M. (1.001) (Third edition revised on 01.10.1998) **M5 (T5-L2)** n<sub>2</sub> = 25 rpm

For safety reasons always keep at least 3 wraps of rope wrapped on the drum

Use 8.8 grade screws to fix the winch

Technical features may change with no previous notice from the manufacturer

**THE PRESENT WINCH CAN'T BE USED FOR LIFTING OF PERSONNEL**

The MBL of the Rope must be verified according to the requested Safety Factors

# TIPO ARGANO / WINCH TYPE

# BWF3000

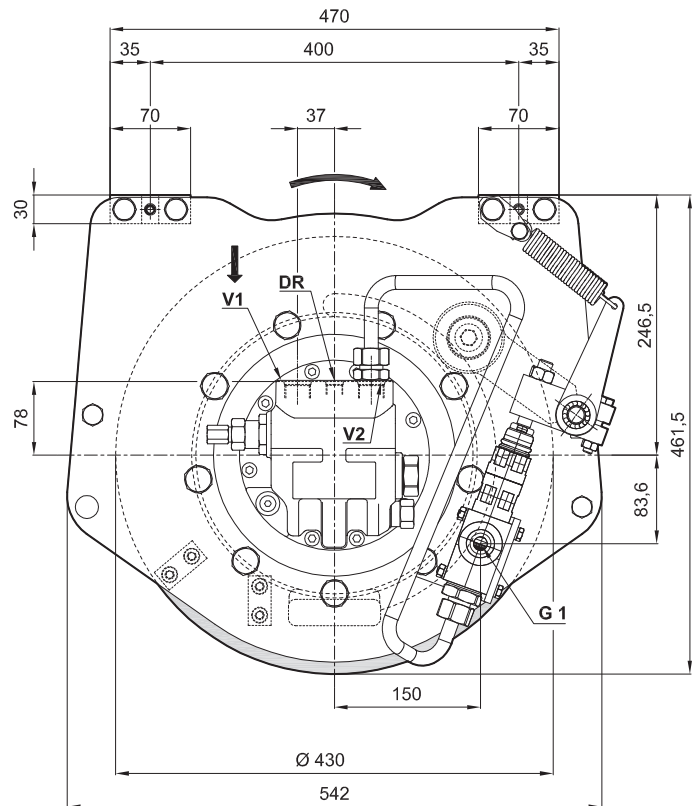
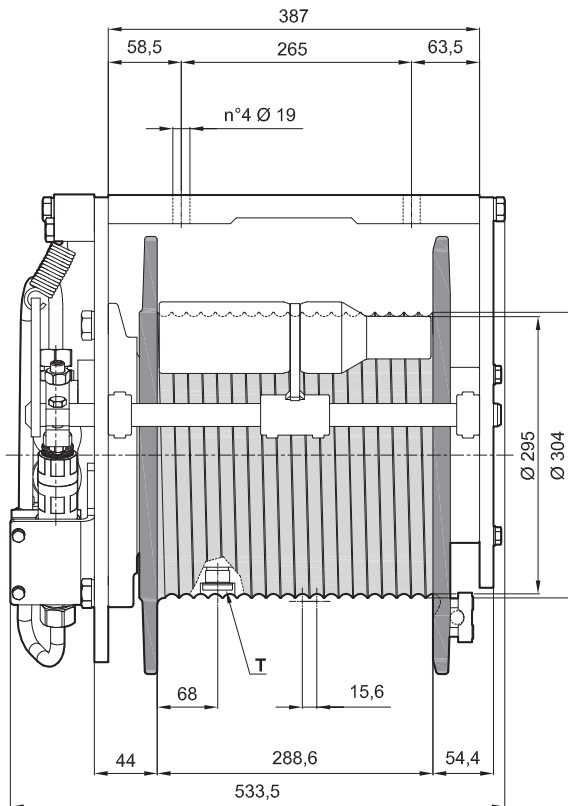
The dimensions shown can be used as reference

Previous name: **BWF3000-P**

distinctive features: Round frame, hydraulic pressure roller

motor displacement: 64 cm<sup>3</sup>/rev, Integrated motor

Max backpressure on return Line: 5 bar



\*The data shown in this page are ONLY FOR INFORMATION. The actual data will be issued according to Customer Application and Duty Cycle.

Working layers	[n°]	1	2	3	4	-	-
Line pull	[kg]	3520	3250	3020	-	-	-
Maximum rope speed	[m/min]	44	48	52	-	-	-
Rope length	[m]	17	36	56	77	-	-

Brevini® Motor	H4VA64	Advised rope diameter	15	[mm]	
Starting lifting pressure	190	[bar]	Oil quantity	2	[l]
Operating pressure	160	[bar]	Weight	250	[kg]
Maximum oil flow at the motor	120	[l/min]	Oil fill/drain plug	G1/2	T
Minimum oil flow at the motor	15	[l/min]	Lifting port	7/8-14 UNF	V1
Static braking torque	626	[Nm]	Lowering port	7/8-14 UNF	V2
Gear ratio	38,2	[i]	Motor drain port	3/4-16 UNF	DR

Winch mechanisms classification in agreement with F.E.M. (1.001) (Third edition revised on 01.10.1998) **M4 (T4-L2)** n<sub>2</sub> = 25 rpm

For safety reasons always keep at least 3 wraps of rope wrapped on the drum

Use 8.8 grade screws to fix the winch

Technical features may change with no previous notice from the manufacturer

THE PRESENT WINCH CAN'T BE USED FOR LIFTING OF PERSONNEL

The MBL of the Rope must be verified according to the requested Safety Factors

# TIPO ARGANO / WINCH TYPE

# BWF3000

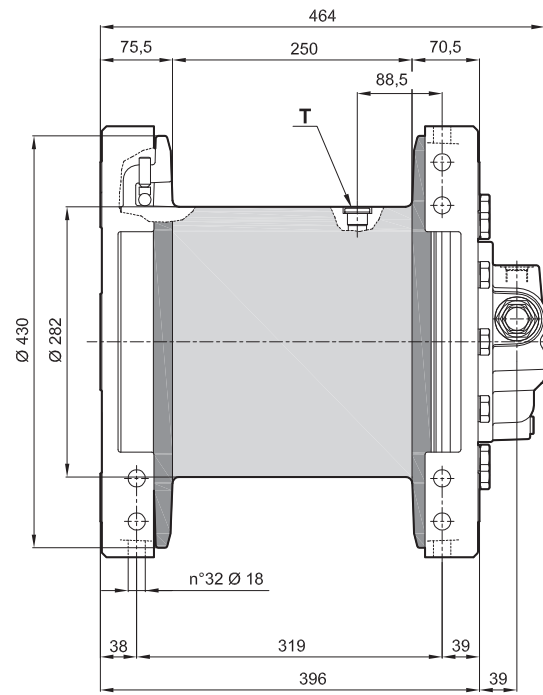
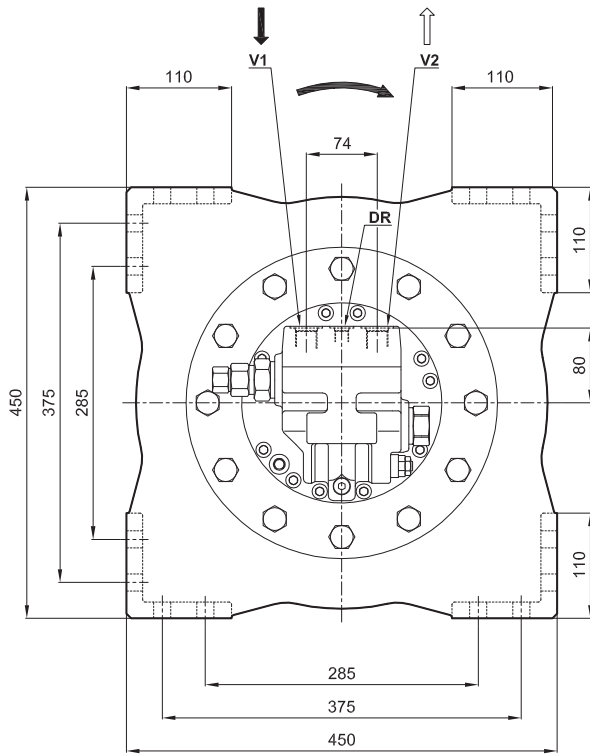
The dimensions shown can be used as reference

Previous name: **BWC3000**

distinctive features: Square frame

motor displacement: 64 cm<sup>3</sup>/rev, Integrated motor

Max backpressure on return Line: 5 bar



\*The data shown in this page are ONLY FOR INFORMATION. The actual data will be issued according to Customer Application and Duty Cycle.

Working layers	[n°]	1	2	3	4	-	-
Line pull	[kg]	4000	3680	3410	-	-	-
Maximum rope speed	[m/min]	42	46	50	-	-	-
Rope length	[m]	14	30	47	65	-	-

Brevini® Motor	H4VA64	Advised rope diameter	15	[mm]
Starting lifting pressure	210 [bar]	Oil quantity	2	[l]
Operating pressure	175 [bar]	Weight	205	[kg]
Maximum oil flow at the motor	120 [l/min]	Oil fill/drain plug	G1/2	T
Minimum oil flow at the motor	15 [l/min]	Lifting port	7/8-14 UNF	V1
Static braking torque	626 [Nm]	Lowering port	7/8-14 UNF	V2
Gear ratio	38,2 [i]	Motor drain port	3/4-16 UNF	DR

Winch mechanisms classification in agreement with F.E.M. (1.001) (Third edition revised on 01.10.1998) **M3 (T3-L2)** n<sub>2</sub> = 25 rpm

For safety reasons always keep at least 3 wraps of rope wrapped on the drum

Use 8.8 grade screws to fix the winch

Technical features may change with no previous notice from the manufacturer

**THE PRESENT WINCH CAN'T BE USED FOR LIFTING OF PERSONNEL**

The MBL of the Rope must be verified according to the requested Safety Factors

# TIPO ARGANO / WINCH TYPE

# BWF3000

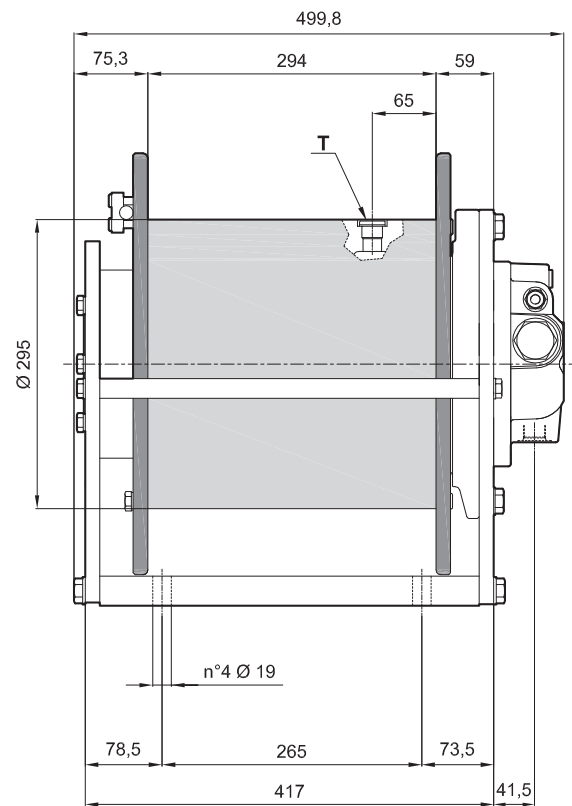
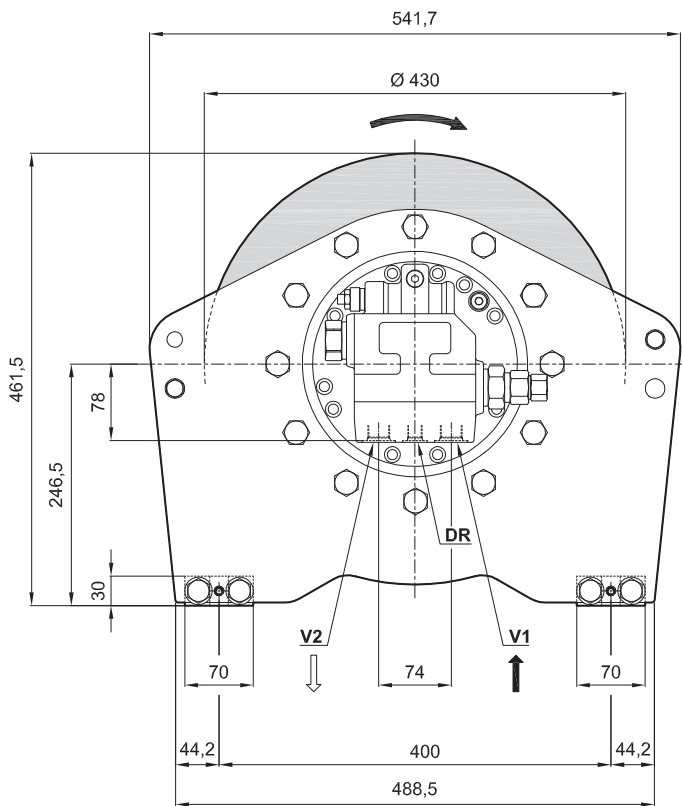
The dimensions shown can be used as reference

Previous name: **BWF3000**

distinctive features: Round frame

motor displacement: 64 cm<sup>3</sup>/rev, Integrated motor

Max backpressure on return Line: 5 bar



\*The data shown in this page are ONLY FOR INFORMATION. The actual data will be issued according to Customer Application and Duty Cycle.

Working layers	[n°]	1	2	3	4	-	-
Line pull	[kg]	3810	3540	3300	-	-	-
Maximum rope speed	[m/min]	44	48	51	-	-	-
Rope length	[m]	19	39	62	85	-	-

Brevini® Motor	H4VA64
Starting lifting pressure	205 [bar]
Operating pressure	175 [bar]
Maximum oil flow at the motor	120 [l/min]
Minimum oil flow at the motor	15 [l/min]
Static braking torque	626 [Nm]
Gear ratio	38,2 [i]

Advised rope diameter	14 [mm]
Oil quantity	2 [l]
Weight	250 [kg]
Oil fill/drain plug	G1/2 T
Lifting port	7/8-14 UNF V1
Lowering port	7/8-14 UNF V2
Motor drain port	3/4-16 UNF DR

Winch mechanisms classification in agreement with F.E.M. (1.001) (Third edition revised on 01.10.1998) **M3 (T3-L2)** n<sub>2</sub> = 25 rpm

For safety reasons always keep at least 3 wraps of rope wrapped on the drum

Use 8.8 grade screws to fix the winch

Technical features may change with no previous notice from the manufacturer

THE PRESENT WINCH CAN'T BE USED FOR LIFTING OF PERSONNEL

The MBL of the Rope must be verified according to the requested Safety Factors

# TIPO ARGANO / WINCH TYPE

# BWF6000

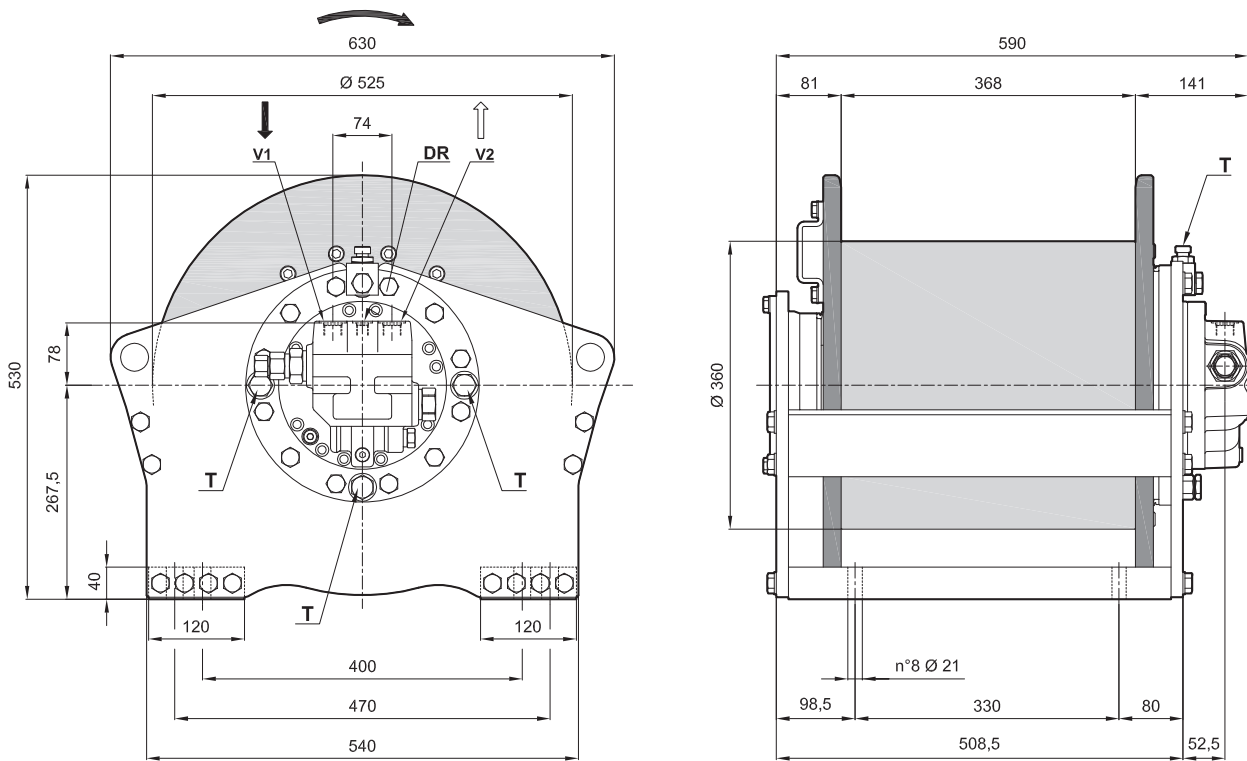
The dimensions shown can be used as reference

Previous name: **BW3500**

distinctive features: Round frame

motor displacement: 64 cm<sup>3</sup>/rev, Integrated motor

Max backpressure on return Line: 5 bar



\*The data shown in this page are ONLY FOR INFORMATION. The actual data will be issued according to Customer Application and Duty Cycle.

Working layers	[n°]	1	2	3	4	5	-
Line pull	[kg]	4810	4480	4200	3950	-	-
Maximum rope speed	[m/min]	41	44	47	50	-	-
Rope length	[m]	26	52	82	113	146	-

Brevini® Motor	H4VA64	Advised rope diameter	16	[mm]
Starting lifting pressure	250 [bar]	Oil quantity	3,5	[l]
Operating pressure	210 [bar]	Weight	395	[kg]
Maximum oil flow at the motor	120 [l/min]	Oil fill/drain plug	G1/2	T
Minimum oil flow at the motor	15 [l/min]	Lifting port	7/8-14 UNF	V1
Static braking torque	626 [Nm]	Lowering port	7/8-14 UNF	V2
Gear ratio	49,8 [i]	Motor drain port	3/4-16 UNF	DR

Winch mechanisms classification in agreement with F.E.M. (1.001) (Third edition revised on 01.10.1998) **M7 (T6-L3)** n<sub>2</sub> = 25 rpm

For safety reasons always keep at least 3 wraps of rope wrapped on the drum

Use 8.8 grade screws to fix the winch

Technical features may change with no previous notice from the manufacturer

THE PRESENT WINCH CAN'T BE USED FOR LIFTING OF PERSONNEL

The MBL of the Rope must be verified according to the requested Safety Factors



# TIPO ARGANO / WINCH TYPE

# BWF6000

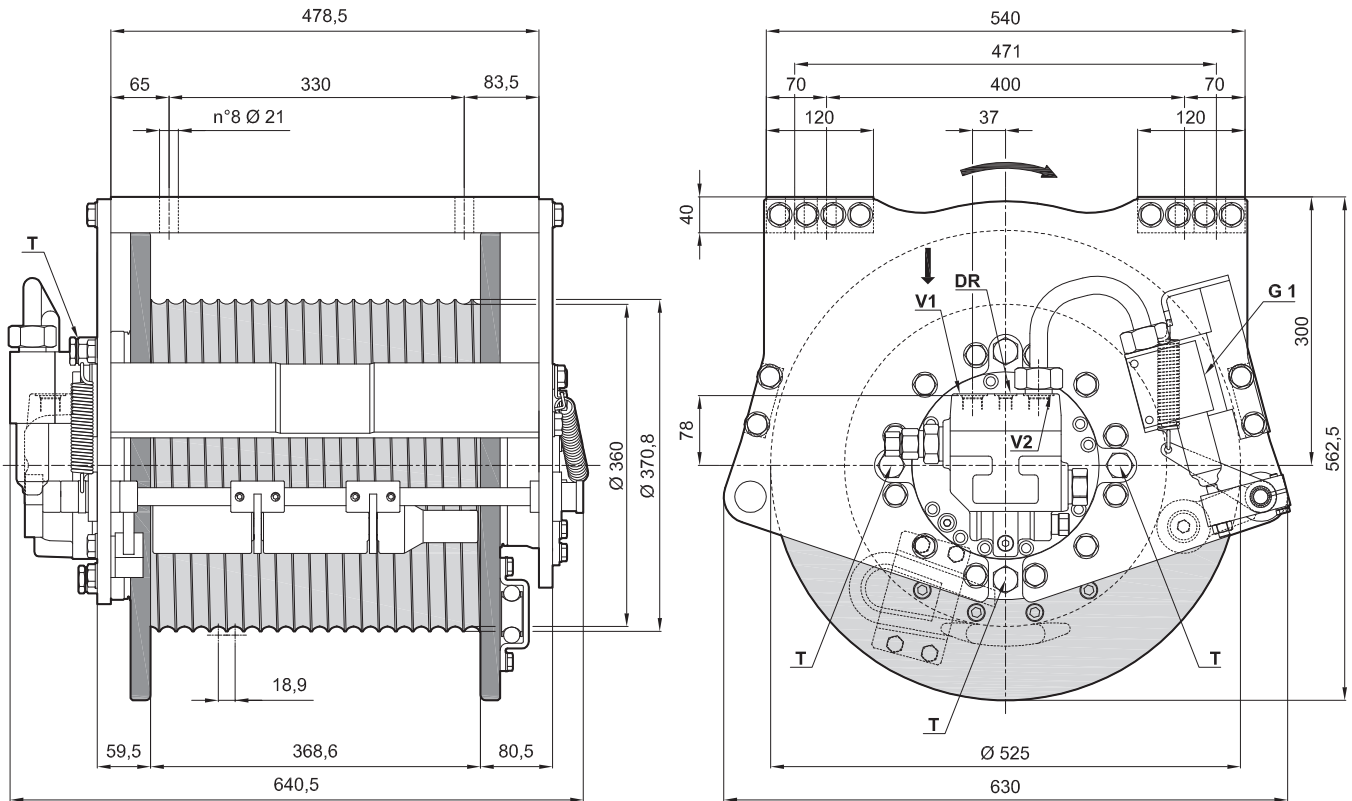
The dimensions shown can be used as reference

Previous name: **BWF4100-P**

distinctive features: Round frame, hydraulic pressure roller

motor displacement: 64 cm<sup>3</sup>/rev, Integrated motor

Max backpressure on return Line: 5 bar



\*The data shown in this page are ONLY FOR INFORMATION. The actual data will be issued according to Customer Application and Duty Cycle.

Working layers	[n°]	1	2	3	4	-	-
Line pull	[kg]	7030	6500	6040	-	-	-
Maximum rope speed	[m/min]	29	31	33	-	-	-
Rope length	[m]	23	46	73	101	-	-

Brevini® Motor	H4VA64	Advised rope diameter	18	[mm]
Starting lifting pressure	255	[bar]	Oil quantity	3,5
Operating pressure	215	[bar]	Weight	407
Maximum oil flow at the motor	120	[l/min]	Oil fill/drain plug	G1/2
Minimum oil flow at the motor	15	[l/min]	Lifting port	7/8-14 UNF
Static braking torque	626	[Nm]	Lowering port	7/8-14 UNF
Gear ratio	71,4	[i]	Motor drain port	3/4-16 UNF

Winch mechanisms classification in agreement with F.E.M. (1.001) (Third edition revised on 01.10.1998) **M5 (T5-L2)** n<sub>2</sub> = 25 rpm

For safety reasons always keep at least 3 wraps of rope wrapped on the drum

Use 8.8 grade screws to fix the winch

Technical features may change with no previous notice from the manufacturer

THE PRESENT WINCH CAN'T BE USED FOR LIFTING OF PERSONNEL

The MBL of the Rope must be verified according to the requested Safety Factors

# TIPO ARGANO / WINCH TYPE

# BWF6000

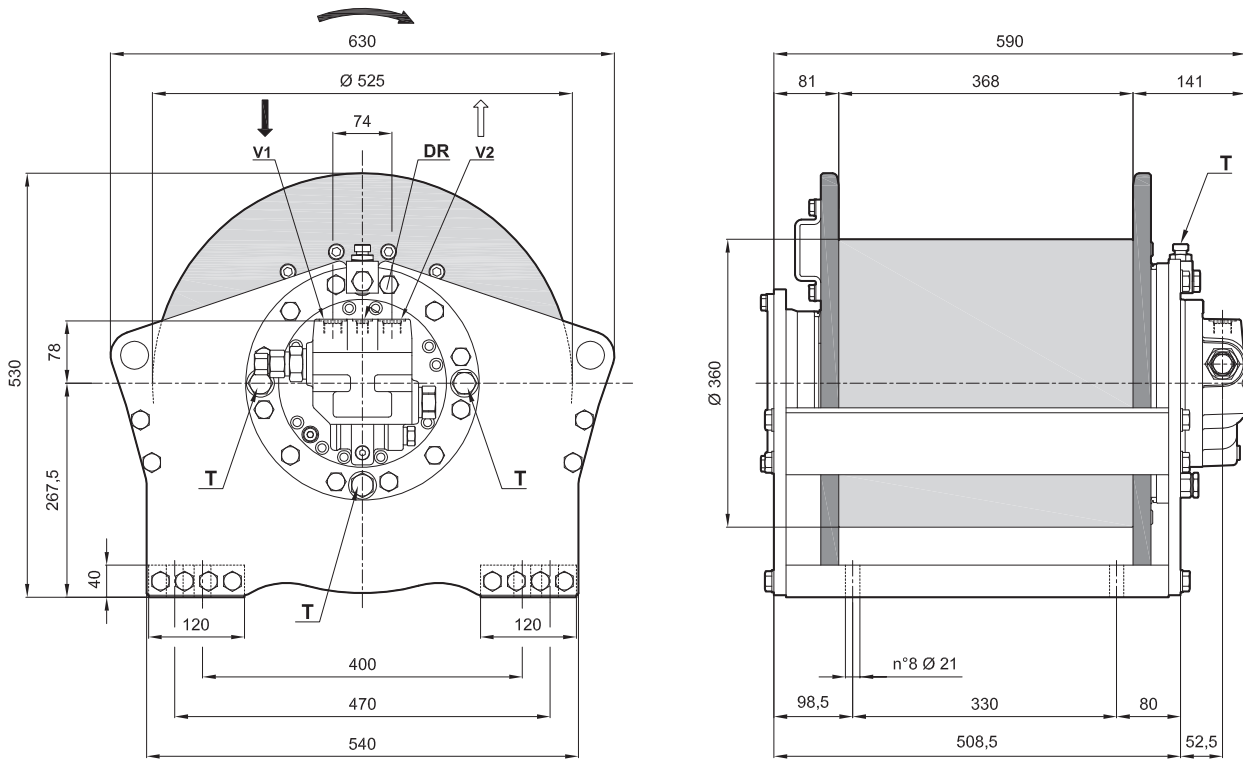
The dimensions shown can be used as reference

Previous name: **BW4100**

distinctive features: Round frame

motor displacement: 64 cm<sup>3</sup>/rev, Integrated motor

Max backpressure on return Line: 5 bar



\*The data shown in this page are ONLY FOR INFORMATION. The actual data will be issued according to Customer Application and Duty Cycle.

Working layers	[n°]	1	2	3	4	-	-
Line pull	[kg]	5930	5480	5100	-	-	-
Maximum rope speed	[m/min]	43	46	50	-	-	-
Rope length	[m]	23	47	74	102	-	-

Brevini® Motor	H4VA64	Advised rope diameter	18	[mm]
Starting lifting pressure	320 [bar]	Oil quantity	3,5	[l]
Operating pressure	270 [bar]	Weight	395	[kg]
Maximum oil flow at the motor	120 [l/min]	Oil fill/drain plug	G1/2	T
Minimum oil flow at the motor	15 [l/min]	Lifting port	7/8-14 UNF	V1
Static braking torque	626 [Nm]	Lowering port	7/8-14 UNF	V2
Gear ratio	48 [i]	Motor drain port	3/4-16 UNF	DR

Winch mechanisms classification in agreement with F.E.M. (1.001) (Third edition revised on 01.10.1998) **M6 (T6-L2)** n<sub>2</sub> = 25 rpm

For safety reasons always keep at least 3 wraps of rope wrapped on the drum

Use 8.8 grade screws to fix the winch

Technical features may change with no previous notice from the manufacturer

**THE PRESENT WINCH CAN'T BE USED FOR LIFTING OF PERSONNEL**

The MBL of the Rope must be verified according to the requested Safety Factors

# TIPO ARGANO / WINCH TYPE

# BWF6000

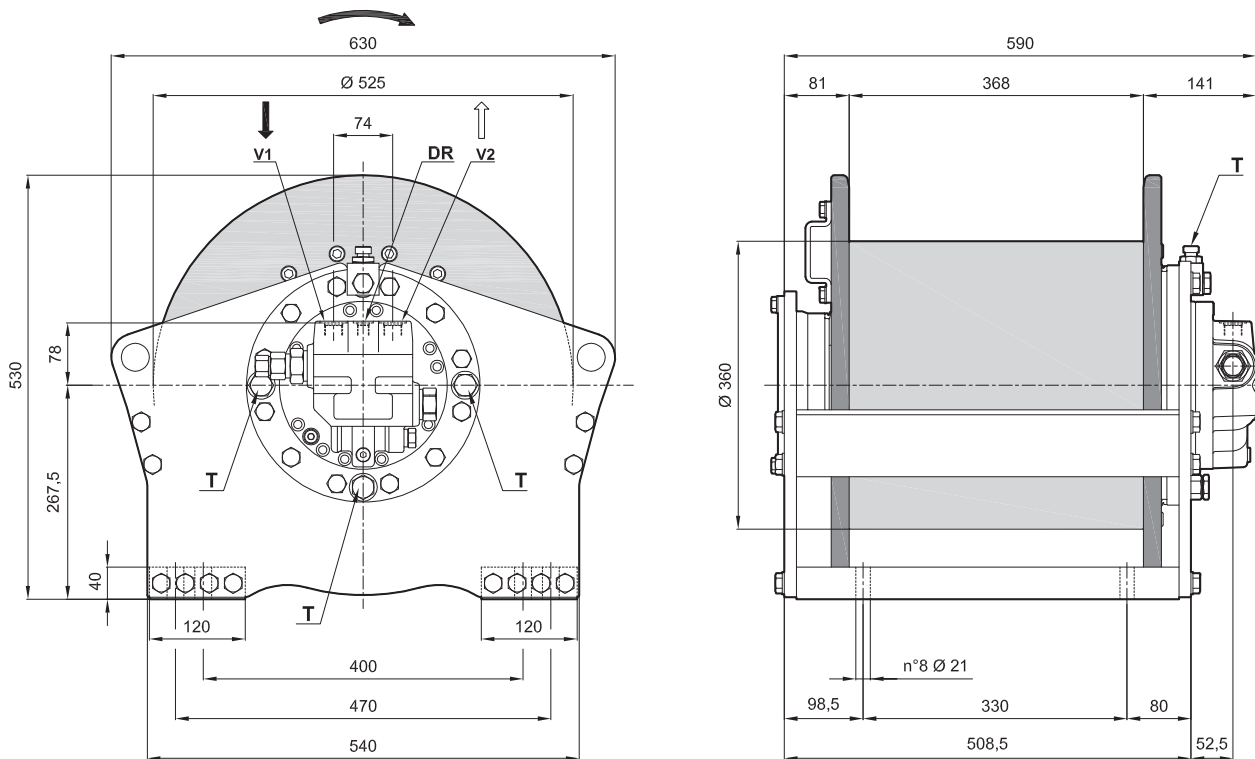
The dimensions shown can be used as reference

Previous name: **BW5200**

distinctive features: Round frame

motor displacement: 64 cm<sup>3</sup>/rev, Integrated motor

Max backpressure on return Line: 5 bar



\*The data shown in this page are ONLY FOR INFORMATION. The actual data will be issued according to Customer Application and Duty Cycle.

Working layers	[n°]	1	2	3	4	-	-
Line pull	[kg]	6980	6400	5910	-	-	-
Maximum rope speed	[m/min]	36	40	43	-	-	-
Rope length	[m]	21	42	67	93	-	-

Brevini® Motor	H4VA64	Advised rope diameter	20	[mm]
Starting lifting pressure	320 [bar]	Oil quantity	3,5	[l]
Operating pressure	270 [bar]	Weight	395	[kg]
Maximum oil flow at the motor	120 [l/min]	Oil fill/drain plug	G1/2	T
Minimum oil flow at the motor	15 [l/min]	Lifting port	7/8-14 UNF	V1
Static braking torque	626 [Nm]	Lowering port	7/8-14 UNF	V2
Gear ratio	56,8 [i]	Motor drain port	3/4-16 UNF	DR

Winch mechanisms classification in agreement with F.E.M. (1.001) (Third edition revised on 01.10.1998) **M5 (T5-L2)** n<sub>2</sub> = 25 rpm

For safety reasons always keep at least 3 wraps of rope wrapped on the drum

Use 8.8 grade screws to fix the winch

Technical features may change with no previous notice from the manufacturer

THE PRESENT WINCH CAN'T BE USED FOR LIFTING OF PERSONNEL

The MBL of the Rope must be verified according to the requested Safety Factors

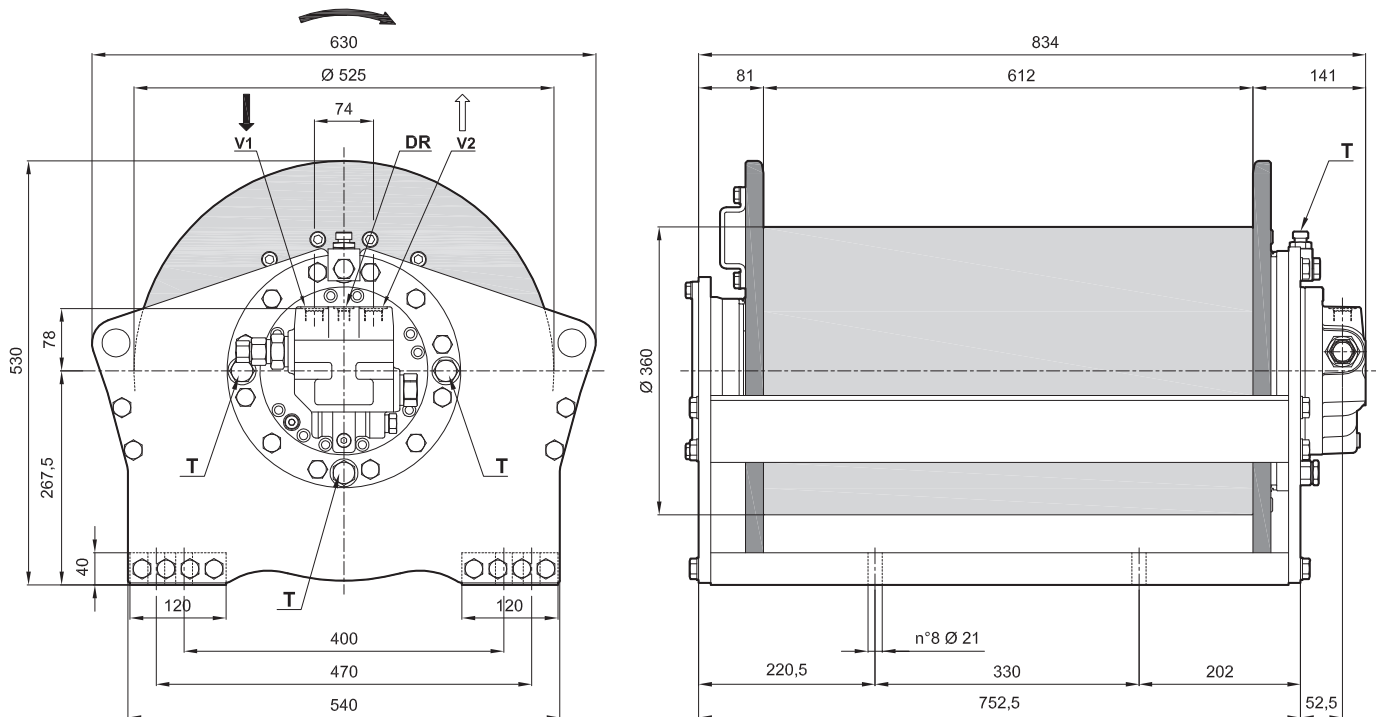
# TIPO ARGANO / WINCH TYPE

# BWF6000

The dimensions shown can be used as reference

Previous name: **BW5200L**

distinctive features: Round frame, Long drum  
 motor displacement: 64 cm<sup>3</sup>/rev, Integrated motor  
 Max backpressure on return Line: 5 bar



\*The data shown in this page are ONLY FOR INFORMATION. The actual data will be issued according to Customer Application and Duty Cycle.

Working layers	[n°]	1	2	3	4	-	-
Line pull	[kg]	6980	6400	5910	-	-	-
Maximum rope speed	[m/min]	36	40	43	-	-	-
Rope length	[m]	35	72	113	156	-	-

Brevini® Motor	H4VA64	Advised rope diameter	20	[mm]
Starting lifting pressure	320	[bar]	Oil quantity	3,5
Operating pressure	270	[bar]	Weight	470
Maximum oil flow at the motor	120	[l/min]	Oil fill/drain plug	G1/2
Minimum oil flow at the motor	15	[l/min]	Lifting port	7/8-14 UNF
Static braking torque	626	[Nm]	Lowering port	7/8-14 UNF
Gear ratio	56,8	[i]	Motor drain port	3/4-16 UNF

Winch mechanisms classification in agreement with F.E.M. (1.001) (Third edition revised on 01.10.1998) **M5 (T5-L2)** n<sub>2</sub> = 25 rpm

For safety reasons always keep at least 3 wraps of rope wrapped on the drum

Use 8.8 grade screws to fix the winch

Technical features may change with no previous notice from the manufacturer

**THE PRESENT WINCH CAN'T BE USED FOR LIFTING OF PERSONNEL**

The MBL of the Rope must be verified according to the requested Safety Factors

### **Serie "DW"**

Costruzione compatta e leggera, con motorizzazione idraulica di tipo orbitale, con tiri diretti di 500 daN del modello "DW050" e 900 daN del "DW090". Sono argani ideali nelle applicazioni dove la semplicità d'uso e l'economicità della soluzione sono il requisito principale.

### **"DW" Series**

*Compact, lightweight construction with hydraulic orbital drive, with direct pull of 500 daN for the "DW050" model and 900 daN for the "DW090". They are ideal winches in applications where ease of use and cost-effectiveness of the solution are the main requirement.*

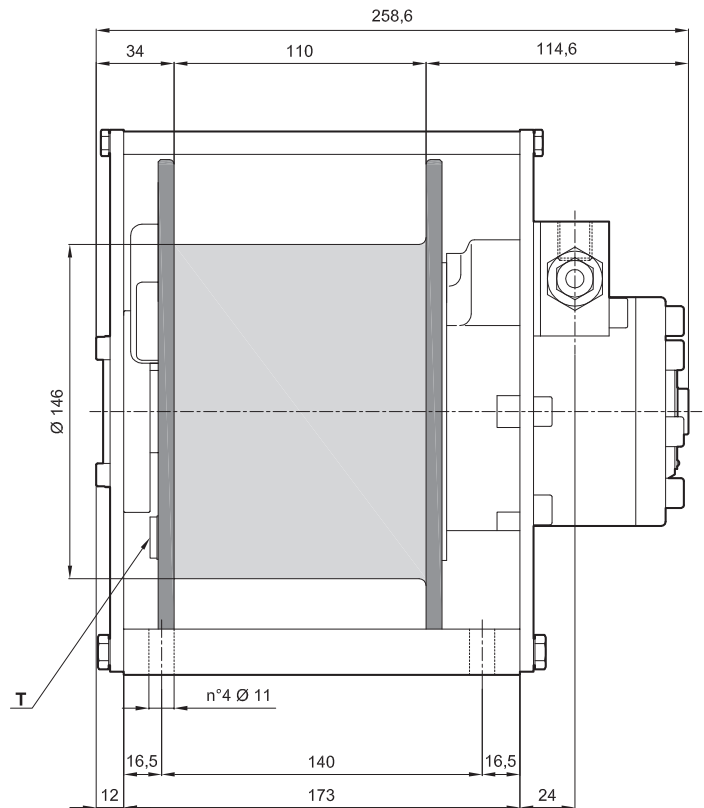
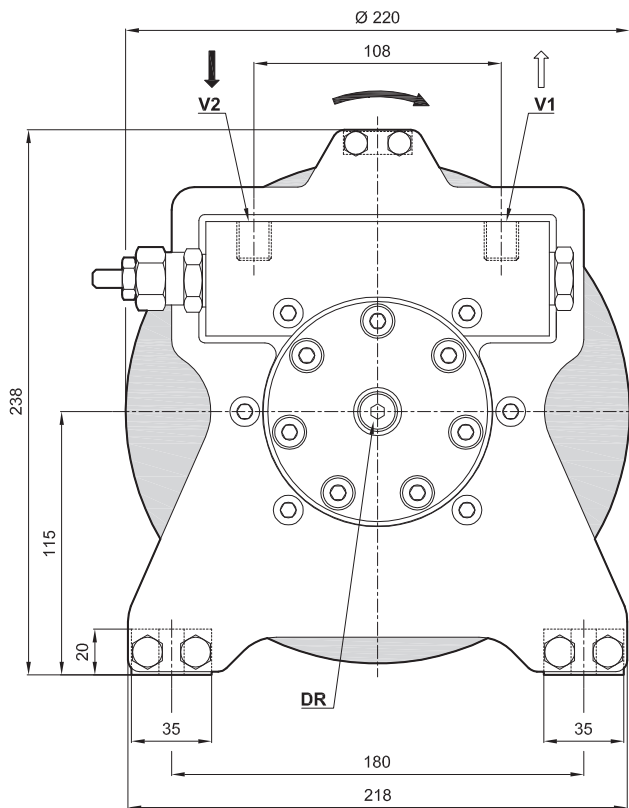
# TIPO ARGANO / WINCH TYPE

# DW050

The dimensions shown can be used as reference

Previous name: DW050

Max backpressure on return Line: 5 bar



\*The data shown in this page are ONLY FOR INFORMATION. The actual data will be issued according to Customer Application and Duty Cycle.

Working layers	[n°]	1	2	3	4	5	-
Line pull	[kg]	500	470	440	410	-	-
Maximum rope speed	[m/min]	97	103	110	117	-	-
Rope length	[m]	8	16	26	35	46	-

Brevini® Motor	BRZV250
Starting lifting pressure	150 [bar]
Operating pressure	120 [bar]
Maximum oil flow at the motor	60 [l/min]
Minimum oil flow at the motor	8 [l/min]
Static braking torque	560 [Nm]
Gear ratio	1 [i]

Advised rope diameter	6 [mm]
Oil quantity	0,15 [l]
Weight	27 [kg]
Oil fill/drain plug	G1/4 T
Lifting port	G3/8 V1
Lowering port	G3/8 V2
Motor drain port	G1/4 DR

Winch mechanisms classification in agreement with F.E.M. (1.001) (Third edition revised on 01.10.1998) -  $n_2 = 25$  rpm

For safety reasons always keep at least 3 wraps of rope wrapped on the drum

Use 8.8 grade screws to fix the winch

Technical features may change with no previous notice from the manufacturer

THE PRESENT WINCH CAN'T BE USED FOR LIFTING OF PERSONNEL

The MBL of the Rope must be verified according to the requested Safety Factors

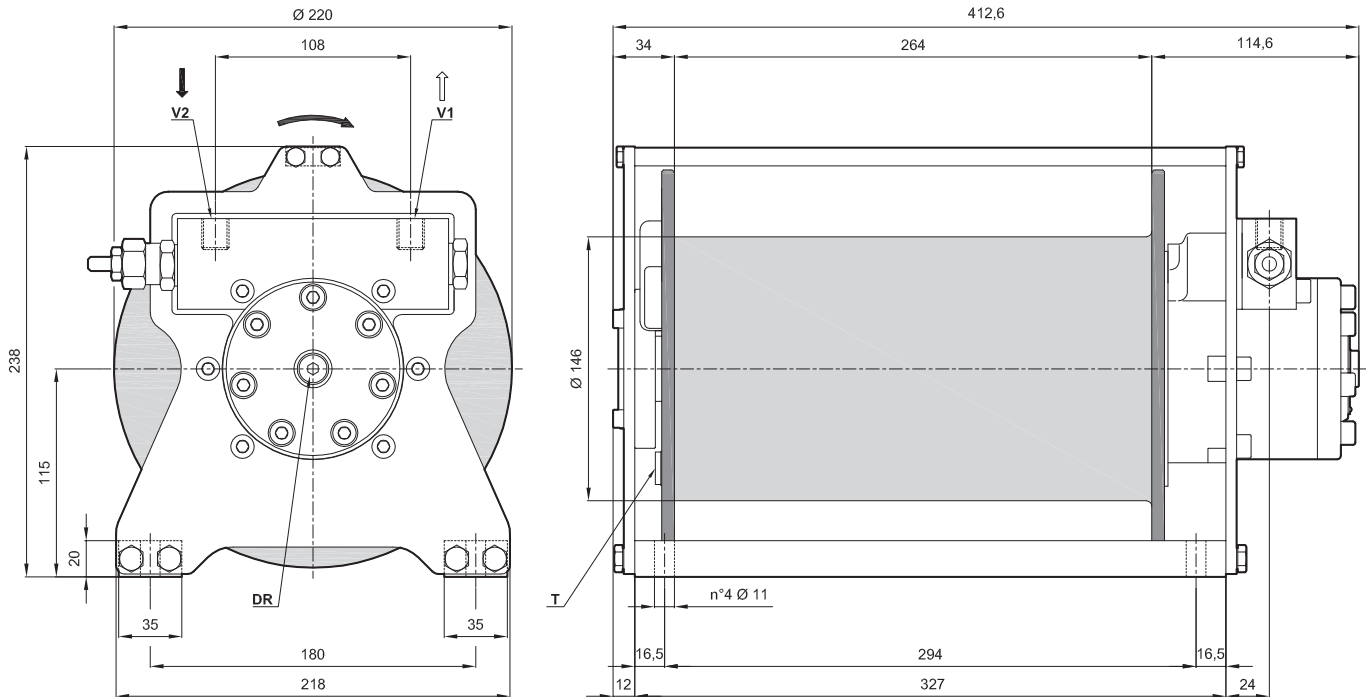
# TIPO ARGANO / WINCH TYPE

# DW050

The dimensions shown can be used as reference

Previous name: DW050L

Max backpressure on return Line: 5 bar



\*The data shown in this page are ONLY FOR INFORMATION. The actual data will be issued according to Customer Application and Duty Cycle.

Working layers	[n°]	1	2	3	4	5	-
						Storage length	
Line pull	[kg]	500	470	440	410	-	-
Maximum rope speed	[m/min]	97	103	110	117	-	-
Rope length	[m]	20	41	64	87	113	-

Brevini® Motor	BRZV250	Advised rope diameter	6	[mm]
Starting lifting pressure	150	[bar]	Oil quantity	0,9
Operating pressure	120	[bar]	Weight	40
Maximum oil flow at the motor	60	[l/min]	Oil fill/drain plug	G1/4
Minimum oil flow at the motor	8	[l/min]	Lifting port	G3/8
Static braking torque	560	[Nm]	Lowering port	G3/8
Gear ratio	1	[i]	Motor drain port	G1/4

Winch mechanisms classification in agreement with F.E.M. (1.001) (Third edition revised on 01.10.1998) -  $n_2 = 25$  rpm

For safety reasons always keep at least 3 wraps of rope wrapped on the drum

Use 8.8 grade screws to fix the winch

Technical features may change with no previous notice from the manufacturer

THE PRESENT WINCH CAN'T BE USED FOR LIFTING OF PERSONNEL

The MBL of the Rope must be verified according to the requested Safety Factors

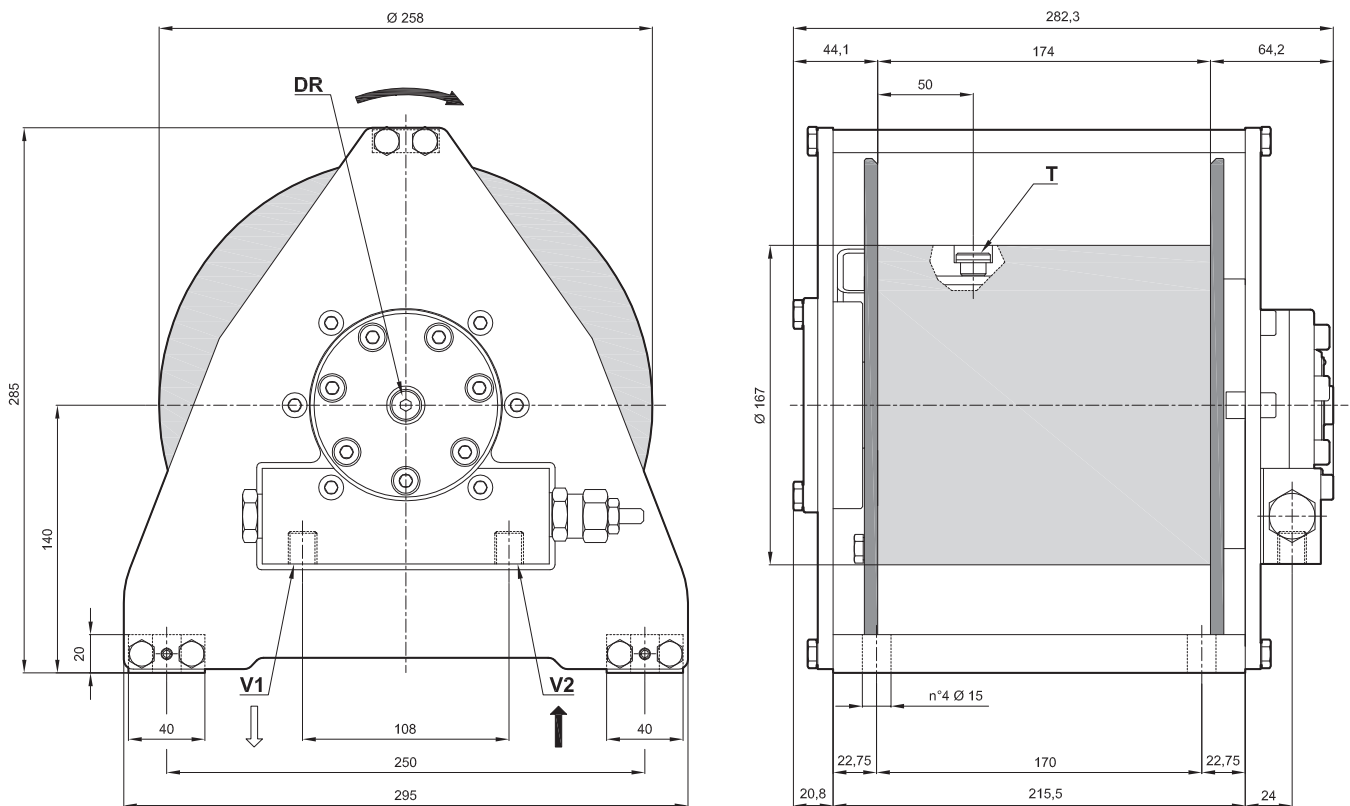
# TIPO ARGANO / WINCH TYPE

# DW090

The dimensions shown can be used as reference

Previous name: DW090

Max backpressure on return Line: 5 bar



\*The data shown in this page are ONLY FOR INFORMATION. The actual data will be issued according to Customer Application and Duty Cycle.

Working layers	[n°]	1	2	3	4	5	-
Line pull	[kg]	900	830	780	730	-	-
Maximum rope speed	[m/min]	57	62	66	71	-	-
Rope length	[m]	11	23	36	50	65	-

Brevini® Motor	BRZV100	Advised rope diameter	8	[mm]
Starting lifting pressure	165	[bar]	Oil quantity	0,35
Operating pressure	130	[bar]	Weight	40
Maximum oil flow at the motor	60	[l/min]	Oil fill/drain plug	G1/4
Minimum oil flow at the motor	8	[l/min]	Lifting port	G3/8
Static braking torque	380	[Nm]	Lowering port	G3/8
Gear ratio	4,87	[i]	Motor drain port	G1/4

Winch mechanisms classification in agreement with F.E.M. (1.001) (Third edition revised on 01.10.1998) **M5 (T5-L2)**  $n_2 = 25$  rpm

For safety reasons always keep at least 3 wraps of rope wrapped on the drum

Use 8.8 grade screws to fix the winch

Technical features may change with no previous notice from the manufacturer

**THE PRESENT WINCH CAN'T BE USED FOR LIFTING OF PERSONNEL**

The MBL of the Rope must be verified according to the requested Safety Factors



### Serie “EGO”

Evoluzione di alcune grandezze degli argani “BWF”, sono argani pensati per soddisfare la maggiore parte delle applicazioni standard.

Sono disponibili in due versioni: con motorizzazione idraulica a pistoni assiali completa di valvole di controllo del carico in discesa e del comando apertura freno negativo incorporate all'interno del coperchio di chiusura del motore stesso, freno lamellare negativo, tamburo avvolgi fune al cui interno hanno sede gli stadi di riduzione epicicloidali Brevini®, ma anche nella versione a motorizzazione idraulica orbitale. Essi vengono utilizzati dove sono disponibili medie pressioni d'esercizio e portate idrauliche limitate.

Gli argani della serie EGO sono divisi in tre macro famiglie in funzione della taglia dello stadio di riduzione in uscita utilizzato che ne definisce nome, grandezza e prestazioni.

Prestazioni che vanno dal tiro diretto al primo strato di 1100 daN del modello “EGO025” ai 5500 daN del modello “EGO065”.

### “EGO” Series

*The evolution of the “BWF” winches, conceived to satisfy most standard applications .*

*Available in two version: with hydraulic axial piston motor drive, complete with control valves for the load on lowering and for the negative brake opening control that are built into the closing cover of the motor, negative lamellar brake and rope winding drum housing the Brevini® planetary gear reducer. They are also available in the version driven by orbital hydraulic motor with medium operating pressures and limited hydraulic flow rates.*

*The EGO series winches are grouped into three main families according to the size of the output gear planetary stage used which defines its name, size and performance.*

*Performance ranging from a first layer direct pull of 2000 daN for the “EGO025” to 4300 daN for the “EGO065”.*

# TIPO ARGANO / WINCH TYPE

# EGO025

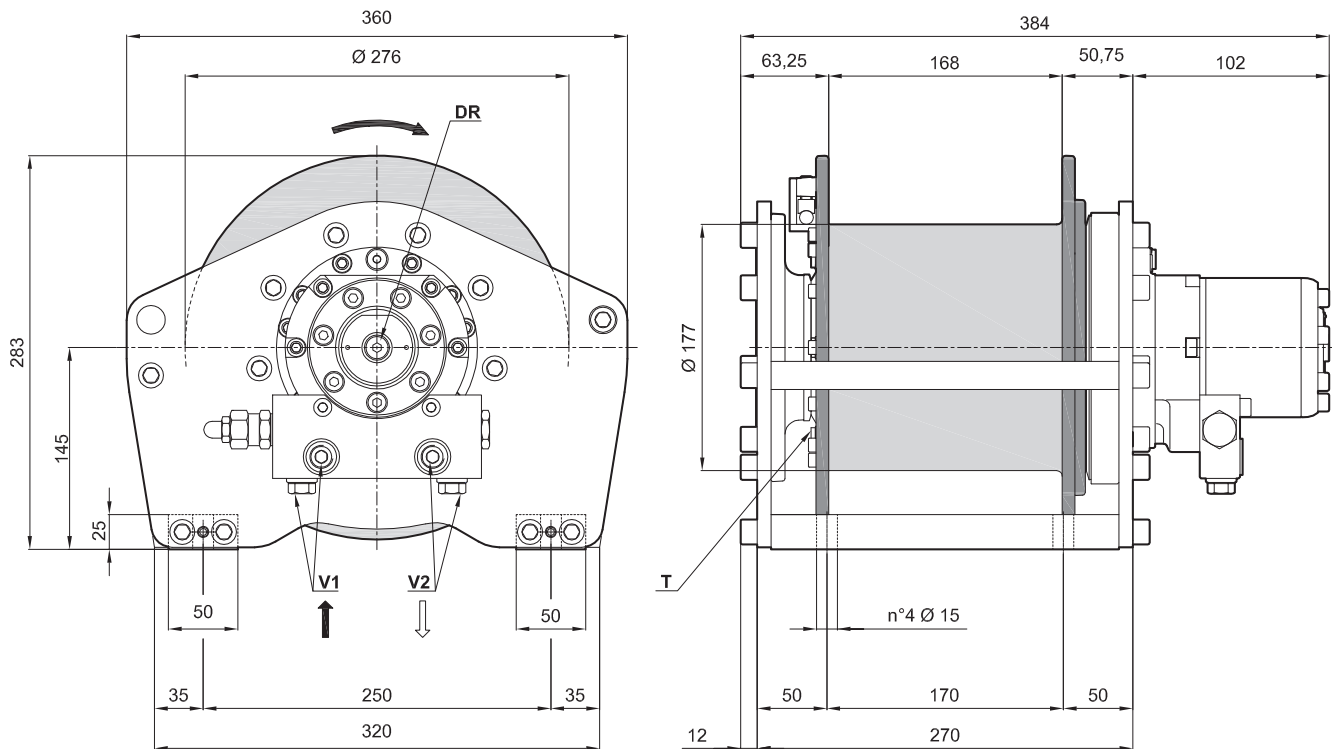
The dimensions shown can be used as reference

**Previous name: EGO110LR**

*distinctive features: Round frame*

*motor displacement: 160 cm<sup>3</sup>/rev*

*Max backpressure on return Line: 5 bar*



\*The data shown in this page are ONLY FOR INFORMATION. The actual data will be issued according to Customer Application and Duty Cycle.

Working layers	[n°]	1	2	3	4	5	-
Line pull	[kg]	1100	1020	960	900	-	-
Maximum rope speed	[m/min]	47	50	53	57	-	-
Rope length	[m]	11	23	37	50	66	-

Brevini® Motor	<b>BRZV160</b>	Advised rope diameter	8	[mm]
Starting lifting pressure	<b>165</b> [bar]	Oil quantity	0,9	[l]
Operating pressure	<b>130</b> [bar]	Weight	61	[kg]
Maximum oil flow at the motor	<b>60</b> [l/min]	Oil fill/drain plug	G1/8	T
Minimum oil flow at the motor	<b>8</b> [l/min]	Lifting port	G3/8	V1
Static braking torque	<b>860</b> [Nm]	Lowering port	G3/8	V2
Gear ratio	<b>3,94</b> [i]	Motor drain port	G1/4	DR

Winch mechanisms classification in agreement with F.E.M. (1.001) (Third edition revised on 01.10.1998) **M7 (T5-L4)** n<sub>2</sub> = 25 rpm

For safety reasons always keep at least 3 wraps of rope wrapped on the drum

Use 8.8 grade screws to fix the winch

Technical features may change with no previous notice from the manufacturer

**THE PRESENT WINCH CAN'T BE USED FOR LIFTING OF PERSONNEL**

The MBL of the Rope must be verified according to the requested Safety Factors

# TIPO ARGANO / WINCH TYPE

# EGO025

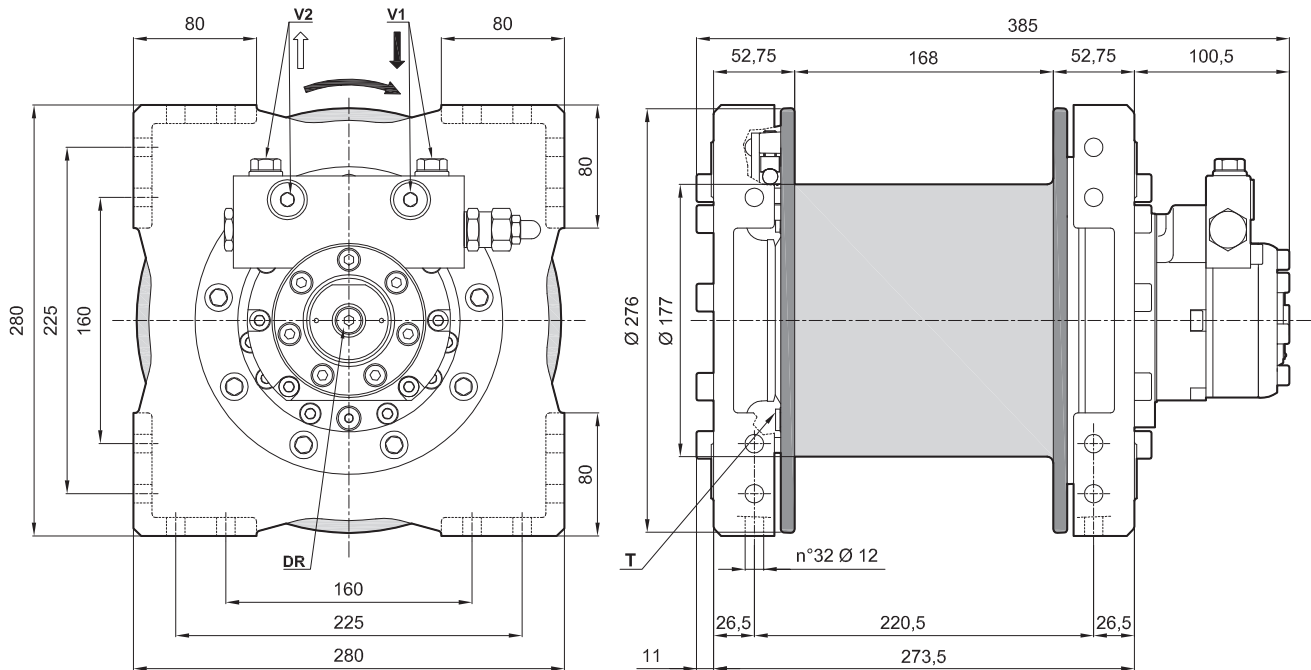
The dimensions shown can be used as reference

Previous name: EGO110LS

distinctive features: Square frame

motor displacement: 160 cm<sup>3</sup>/rev

Max backpressure on return Line: 5 bar



\*The data shown in this page are ONLY FOR INFORMATION. The actual data will be issued according to Customer Application and Duty Cycle.

Working layers	[n°]	1	2	3	4	5	-
Line pull	[kg]	1100	1020	960	900	-	-
Maximum rope speed	[m/min]	47	50	53	57	-	-
Rope length	[m]	11	23	37	50	66	-

Brevini® Motor	BRZV160	Advised rope diameter	8	[mm]
Starting lifting pressure	165 [bar]	Oil quantity	0,9	[l]
Operating pressure	130 [bar]	Weight	59	[kg]
Maximum oil flow at the motor	60 [l/min]	Oil fill/drain plug	G1/8	T
Minimum oil flow at the motor	8 [l/min]	Lifting port	G3/8	V1
Static braking torque	860 [Nm]	Lowering port	G3/8	V2
Gear ratio	3,94 [i]	Motor drain port	G1/4	DR

Winch mechanisms classification in agreement with F.E.M. (1.001) (Third edition revised on 01.10.1998) **M7 (T5-L4)** n<sub>2</sub> = 25 rpm

For safety reasons always keep at least 3 wraps of rope wrapped on the drum

Use 8.8 grade screws to fix the winch

Technical features may change with no previous notice from the manufacturer

**THE PRESENT WINCH CAN'T BE USED FOR LIFTING OF PERSONNEL**

The MBL of the Rope must be verified according to the requested Safety Factors



# TIPO ARGANO / WINCH TYPE

# EGO025

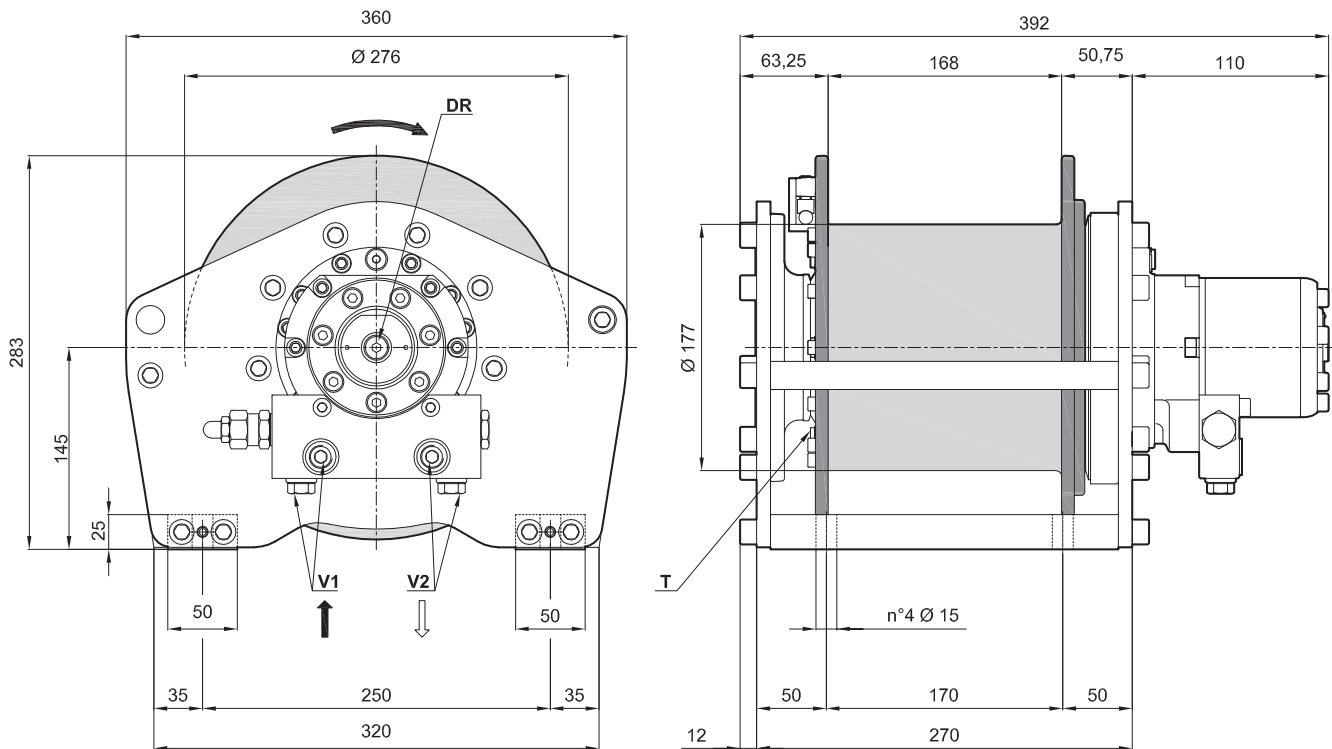
The dimensions shown can be used as reference

**Previous name: EGO130LR**

distinctive features: Round frame

motor displacement: 200 cm<sup>3</sup>/rev

Max backpressure on return Line: 5 bar



\*The data shown in this page are ONLY FOR INFORMATION. The actual data will be issued according to Customer Application and Duty Cycle.

Working layers	[n°]	1	2	3	4	-	-
Line pull	[kg]	1300	1190	1100	-	-	-
Maximum rope speed	[m/min]	38	41	44	-	-	-
Rope length	[m]	9	19	30	41	-	-

Brevini® Motor	BRZV200	Advised rope diameter	10	[mm]
Starting lifting pressure	155	[bar]	Oil quantity	0,9
Operating pressure	125	[bar]	Weight	61
Maximum oil flow at the motor	60	[l/min]	Oil fill/drain plug	G1/8
Minimum oil flow at the motor	8	[l/min]	Lifting port	G3/8
Static braking torque	860	[Nm]	Lowering port	G3/8
Gear ratio	3,94	[i]	Motor drain port	G1/4

Winch mechanisms classification in agreement with F.E.M. (1.001) (Third edition revised on 01.10.1998) **M5 (T5-L2)** n<sub>2</sub> = 25 rpm

For safety reasons always keep at least 3 wraps of rope wrapped on the drum

Use 8.8 grade screws to fix the winch

Technical features may change with no previous notice from the manufacturer

**THE PRESENT WINCH CAN'T BE USED FOR LIFTING OF PERSONNEL**

The MBL of the Rope must be verified according to the requested Safety Factors

# TIPO ARGANO / WINCH TYPE

# EGO025

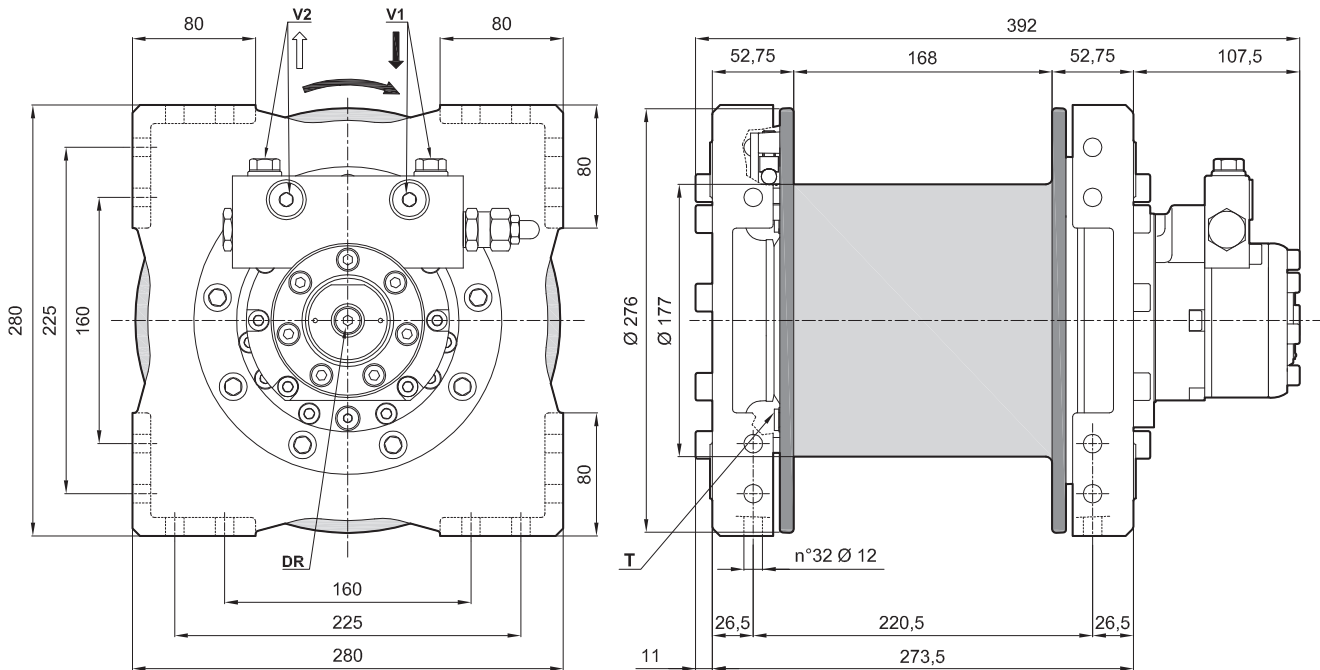
The dimensions shown can be used as reference

**Previous name: EGO130LS**

*distinctive features: Square frame*

*motor displacement: 200 cm<sup>3</sup>/rev*

*Max backpressure on return Line: 5 bar*



\*The data shown in this page are ONLY FOR INFORMATION. The actual data will be issued according to Customer Application and Duty Cycle.

Working layers	[n°]	1	2	3	4	-	-
Line pull	[kg]	1300	1190	1100	-	-	-
Maximum rope speed	[m/min]	38	41	44	-	-	-
Rope length	[m]	9	19	30	41	-	-

Brevini® Motor	<b>BRZV200</b>	Advised rope diameter	<b>10</b>	[mm]
Starting lifting pressure	<b>155</b>	[bar]	Oil quantity	<b>0,9</b>
Operating pressure	<b>125</b>	[bar]	Weight	<b>59</b>
Maximum oil flow at the motor	<b>60</b>	[l/min]	Oil fill/drain plug	<b>G1/8</b>
Minimum oil flow at the motor	<b>8</b>	[l/min]	Lifting port	<b>G3/8</b>
Static braking torque	<b>860</b>	[Nm]	Lowering port	<b>G3/8</b>
Gear ratio	<b>3,94</b>	[i]	Motor drain port	<b>G1/4</b>

Winch mechanisms classification in agreement with F.E.M. (1.001) (Third edition revised on 01.10.1998) **M5 (T5-L2)**  $n_2 = 25$  rpm

**For safety reasons always keep at least 3 wraps of rope wrapped on the drum**

**Use 8.8 grade screws to fix the winch**

**Technical features may change with no previous notice from the manufacturer**

**THE PRESENT WINCH CAN'T BE USED FOR LIFTING OF PERSONNEL**

The MBL of the Rope must be verified according to the requested Safety Factors



# TIPO ARGANO / WINCH TYPE

# EGO025

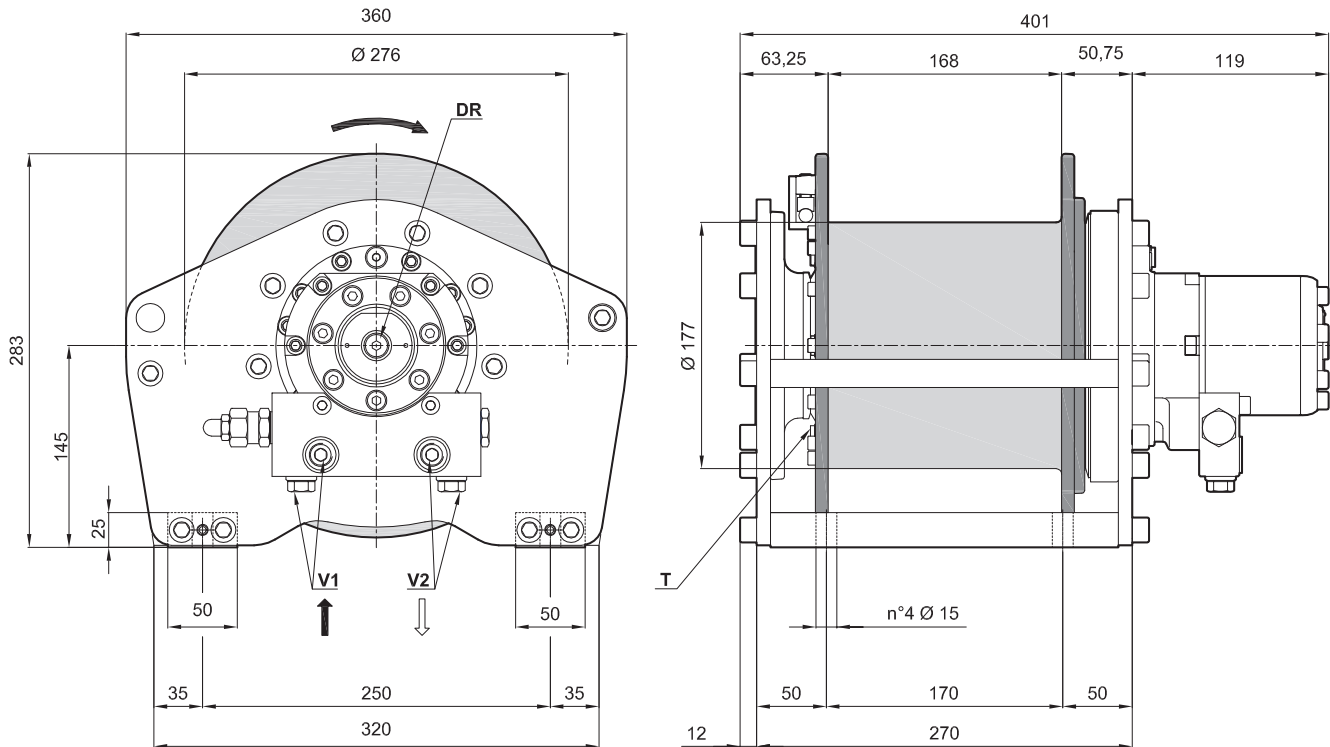
The dimensions shown can be used as reference

**Previous name: EGO160LR**

*distinctive features: Round frame*

*motor displacement: 250 cm<sup>3</sup>/rev*

*Max backpressure on return Line: 5 bar*



\*The data shown in this page are ONLY FOR INFORMATION. The actual data will be issued according to Customer Application and Duty Cycle.

Working layers	[n°]	1	2	3	4	-	-
Line pull	[kg]	1600	1460	1350	-	-	-
Maximum rope speed	[m/min]	30	33	35	-	-	-
Rope length	[m]	9	19	30	41	-	-

Brevini® Motor	BRZV250	Advised rope diameter	10	[mm]
Starting lifting pressure	155	[bar]	Oil quantity	0,9
Operating pressure	125	[bar]	Weight	62
Maximum oil flow at the motor	60	[l/min]	Oil fill/drain plug	G1/8
Minimum oil flow at the motor	8	[l/min]	Lifting port	G3/8
Static braking torque	860	[Nm]	Lowering port	G3/8
Gear ratio	3,94	[i]	Motor drain port	G1/4

Winch mechanisms classification in agreement with F.E.M. (1.001) (Third edition revised on 01.10.1998) **M5 (T5-L2)**  $n_2 = 25$  rpm

For safety reasons always keep at least 3 wraps of rope wrapped on the drum

Use 8.8 grade screws to fix the winch

Technical features may change with no previous notice from the manufacturer

**THE PRESENT WINCH CAN'T BE USED FOR LIFTING OF PERSONNEL**

The MBL of the Rope must be verified according to the requested Safety Factors

# TIPO ARGANO / WINCH TYPE

# EGO025

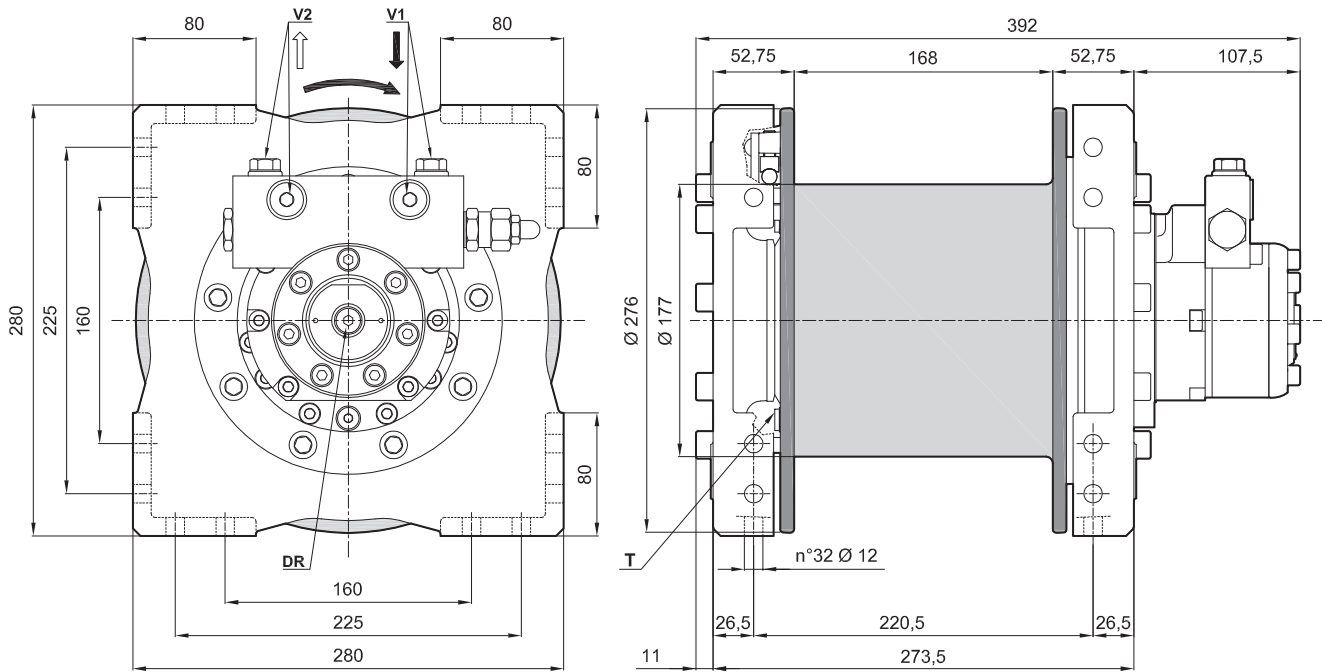
The dimensions shown can be used as reference

**Previous name: EGO160LS**

*distinctive features: Square frame*

*motor displacement: 250 cm<sup>3</sup>/rev*

*Max backpressure on return Line: 5 bar*



\*The data shown in this page are ONLY FOR INFORMATION. The actual data will be issued according to Customer Application and Duty Cycle.

Working layers	[n°]	1	2	3	4	-	-
Line pull	[kg]	1600	1460	1350	-	-	-
Maximum rope speed	[m/min]	30	33	35	-	-	-
Rope length	[m]	9	19	30	41	-	-

Brevini® Motor	<b>BRZV250</b>	Advised rope diameter	<b>10</b>	[mm]
Starting lifting pressure	<b>155</b>	[bar]	Oil quantity	<b>0,9</b>
Operating pressure	<b>125</b>	[bar]	Weight	<b>60</b>
Maximum oil flow at the motor	<b>60</b>	[l/min]	Oil fill/drain plug	<b>G1/8</b>
Minimum oil flow at the motor	<b>8</b>	[l/min]	Lifting port	<b>G3/8</b>
Static braking torque	<b>860</b>	[Nm]	Lowering port	<b>G3/8</b>
Gear ratio	<b>3,94</b>	[i]	Motor drain port	<b>G1/4</b>

Winch mechanisms classification in agreement with F.E.M. (1.001) (Third edition revised on 01.10.1998) **M5 (T5-L2)** n<sub>2</sub> = 25 rpm

For safety reasons always keep at least 3 wraps of rope wrapped on the drum

Use 8.8 grade screws to fix the winch

Technical features may change with no previous notice from the manufacturer

**THE PRESENT WINCH CAN'T BE USED FOR LIFTING OF PERSONNEL**

The MBL of the Rope must be verified according to the requested Safety Factors

# TIPO ARGANO / WINCH TYPE

# EGO025

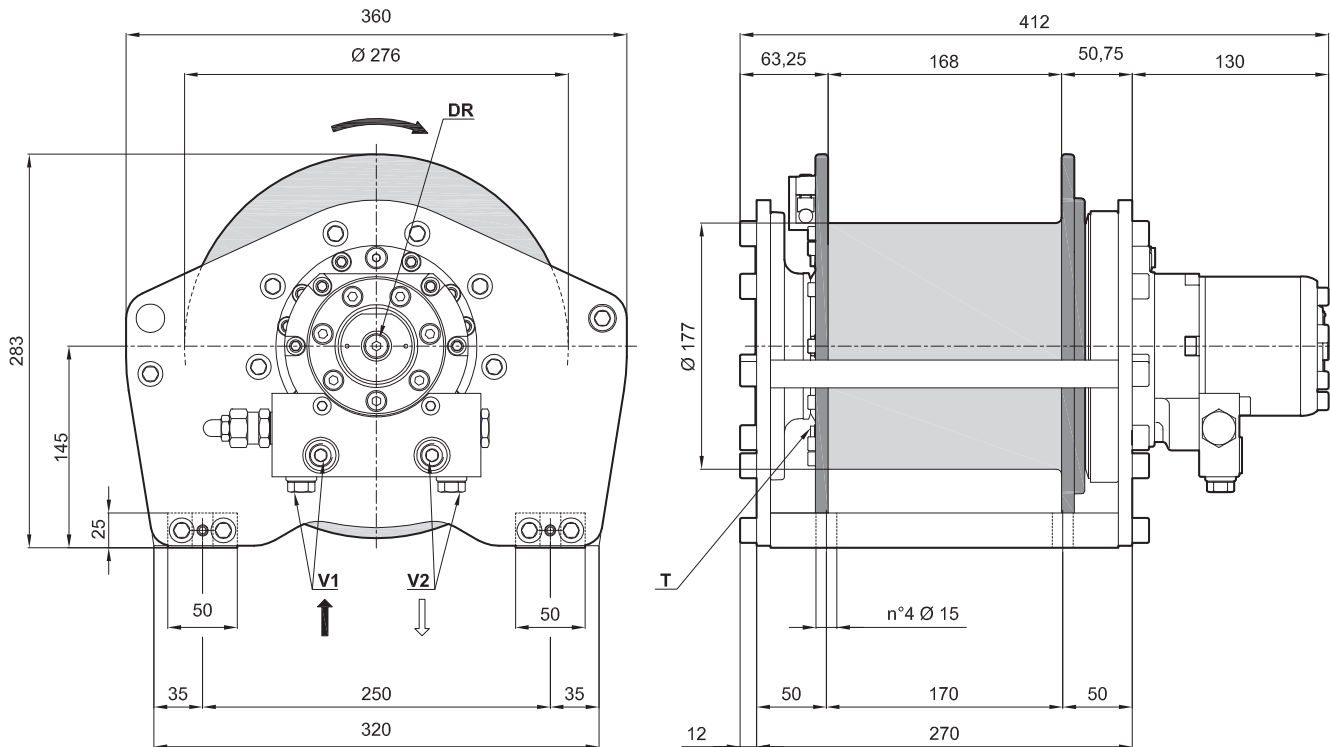
The dimensions shown can be used as reference

**Previous name: EGO200LR**

*distinctive features: Round frame*

*motor displacement: 315 cm<sup>3</sup>/rev*

*Max backpressure on return Line: 5 bar*



\*The data shown in this page are ONLY FOR INFORMATION. The actual data will be issued according to Customer Application and Duty Cycle.

Working layers	[n°]	1	2	3	4	-	-
Line pull	[kg]	2000	1830	1690	-	-	-
Maximum rope speed	[m/min]	24	26	28	-	-	-
Rope length	[m]	9	19	30	41	-	-

Brevini® Motor	BRZV315	Advised rope diameter	10	[mm]
Starting lifting pressure	150	[bar]	Oil quantity	0,9
Operating pressure	120	[bar]	Weight	62
Maximum oil flow at the motor	60	[l/min]	Oil fill/drain plug	G1/8
Minimum oil flow at the motor	8	[l/min]	Lifting port	G3/8
Static braking torque	860	[Nm]	Lowering port	G3/8
Gear ratio	3,94	[i]	Motor drain port	G1/4

Winch mechanisms classification in agreement with F.E.M. (1.001) (Third edition revised on 01.10.1998) **M4 (T4-L2)**  $n_2 = 25$  rpm

For safety reasons always keep at least 3 wraps of rope wrapped on the drum

Use 8.8 grade screws to fix the winch

Technical features may change with no previous notice from the manufacturer

**THE PRESENT WINCH CAN'T BE USED FOR LIFTING OF PERSONNEL**

The MBL of the Rope must be verified according to the requested Safety Factors



# TIPO ARGANO / WINCH TYPE

# EGO025

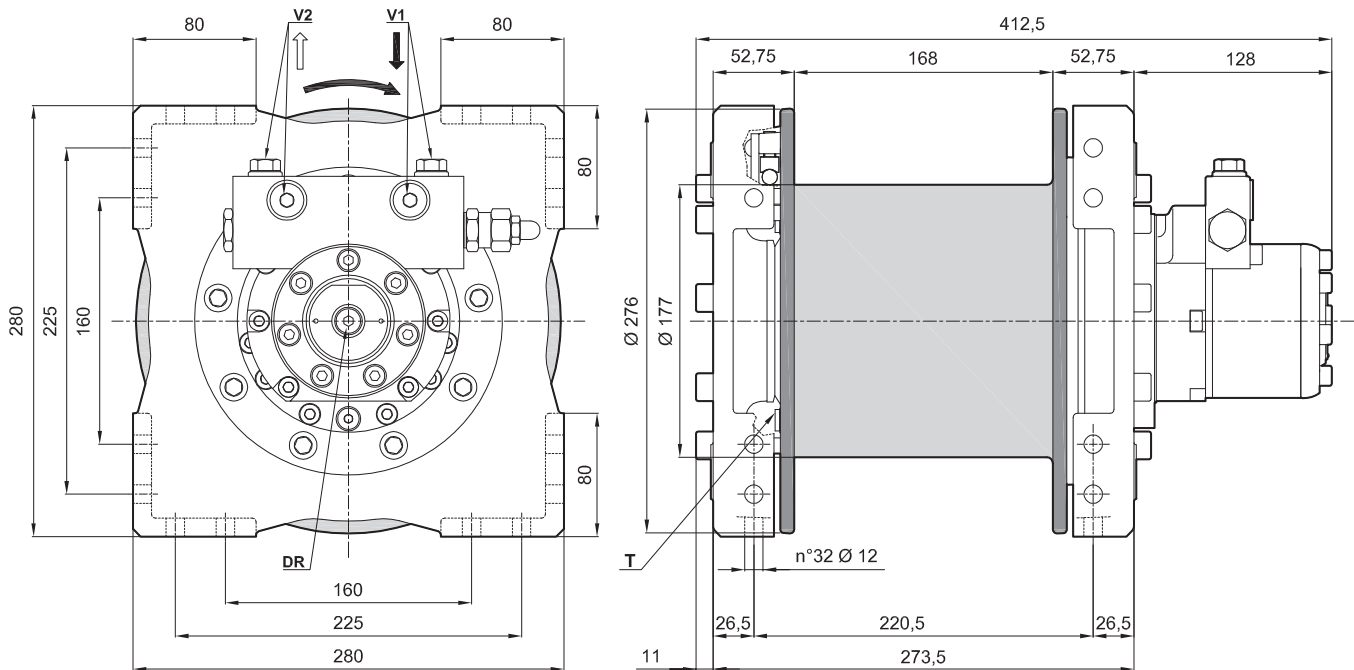
The dimensions shown can be used as reference

**Previous name: EGO200LS**

*distinctive features: Square frame*

*motor displacement: 315 cm<sup>3</sup>/rev*

*Max backpressure on return Line: 5 bar*



\*The data shown in this page are ONLY FOR INFORMATION. The actual data will be issued according to Customer Application and Duty Cycle.

Working layers	[n°]	1	2	3	4	-	-
Line pull	[kg]	2000	1830	1690	-	-	-
Maximum rope speed	[m/min]	24	26	28	-	-	-
Rope length	[m]	9	19	30	41	-	-

Brevini® Motor	BRZV315	Advised rope diameter	10	[mm]	
Starting lifting pressure	150	[bar]	Oil quantity	0,9	[l]
Operating pressure	120	[bar]	Weight	60	[kg]
Maximum oil flow at the motor	60	[l/min]	Oil fill/drain plug	G1/8	T
Minimum oil flow at the motor	8	[l/min]	Lifting port	G3/8	V1
Static braking torque	860	[Nm]	Lowering port	G3/8	V2
Gear ratio	3,94	[i]	Motor drain port	G1/4	DR

Winch mechanisms classification in agreement with F.E.M. (1.001) (Third edition revised on 01.10.1998) **M4 (T4-L2)**  $n_2 = 25$  rpm

For safety reasons always keep at least 3 wraps of rope wrapped on the drum

Use 8.8 grade screws to fix the winch

Technical features may change with no previous notice from the manufacturer

**THE PRESENT WINCH CAN'T BE USED FOR LIFTING OF PERSONNEL**

The MBL of the Rope must be verified according to the requested Safety Factors



# TIPO ARGANO / WINCH TYPE

# EGO025

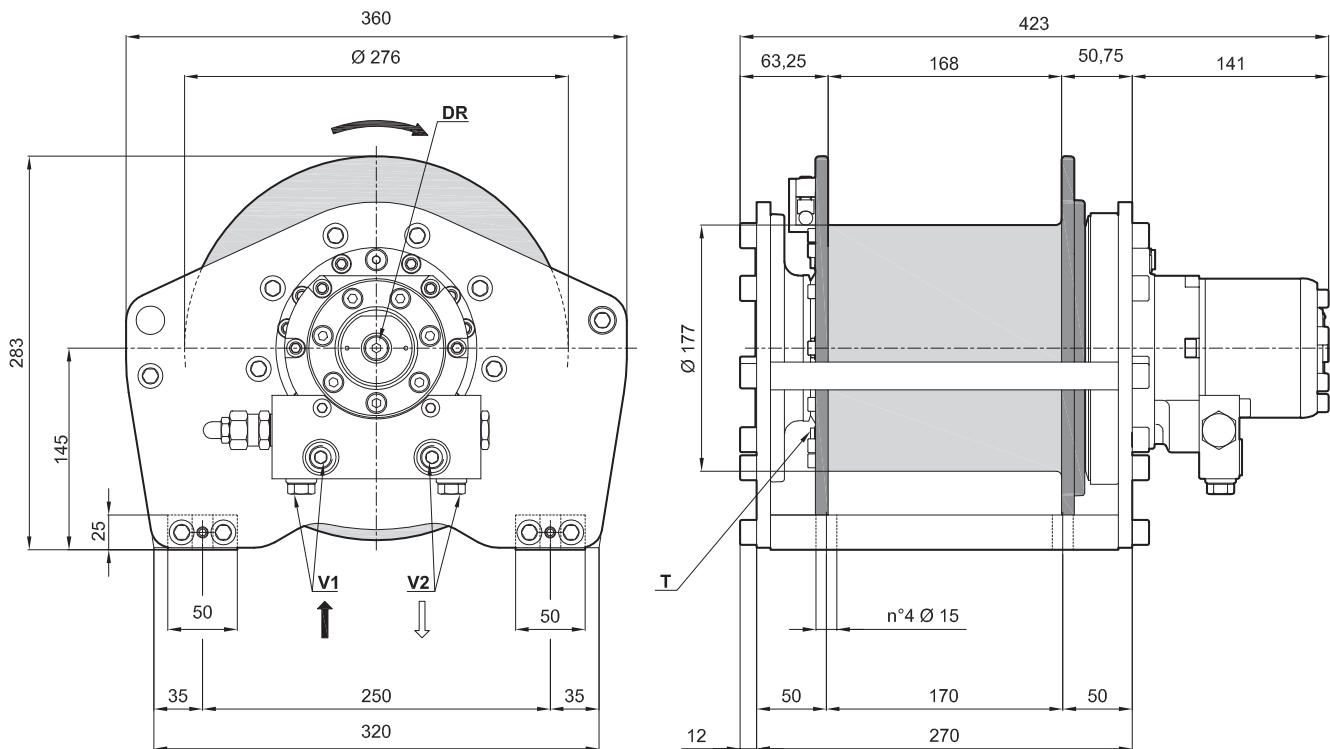
The dimensions shown can be used as reference

Previous name: EGO220LR

distinctive features: Round frame

motor displacement: 400 cm<sup>3</sup>/rev

Max backpressure on return Line: 5 bar



\*The data shown in this page are ONLY FOR INFORMATION. The actual data will be issued according to Customer Application and Duty Cycle.

Working layers	[n°]	1	2	3	4	-	-
Line pull	[kg]	2200	2010	1860	-	-	-
Maximum rope speed	[m/min]	19	21	22	-	-	-
Rope length	[m]	9	19	30	41	-	-

Brevini® Motor	BRZV400	Advised rope diameter	10	[mm]
Starting lifting pressure	135	[bar]	Oil quantity	0,9
Operating pressure	110	[bar]	Weight	64
Maximum oil flow at the motor	60	[l/min]	Oil fill/drain plug	G1/8
Minimum oil flow at the motor	8	[l/min]	Lifting port	G3/8
Static braking torque	860	[Nm]	Lowering port	G3/8
Gear ratio	3,94	[i]	Motor drain port	G1/4

Winch mechanisms classification in agreement with F.E.M. (1.001) (Third edition revised on 01.10.1998) **M3 (T3-L2)** n<sub>2</sub> = 25 rpm

For safety reasons always keep at least 3 wraps of rope wrapped on the drum

Use 8.8 grade screws to fix the winch

Technical features may change with no previous notice from the manufacturer

THE PRESENT WINCH CAN'T BE USED FOR LIFTING OF PERSONNEL

The MBL of the Rope must be verified according to the requested Safety Factors

# TIPO ARGANO / WINCH TYPE

# EGO025

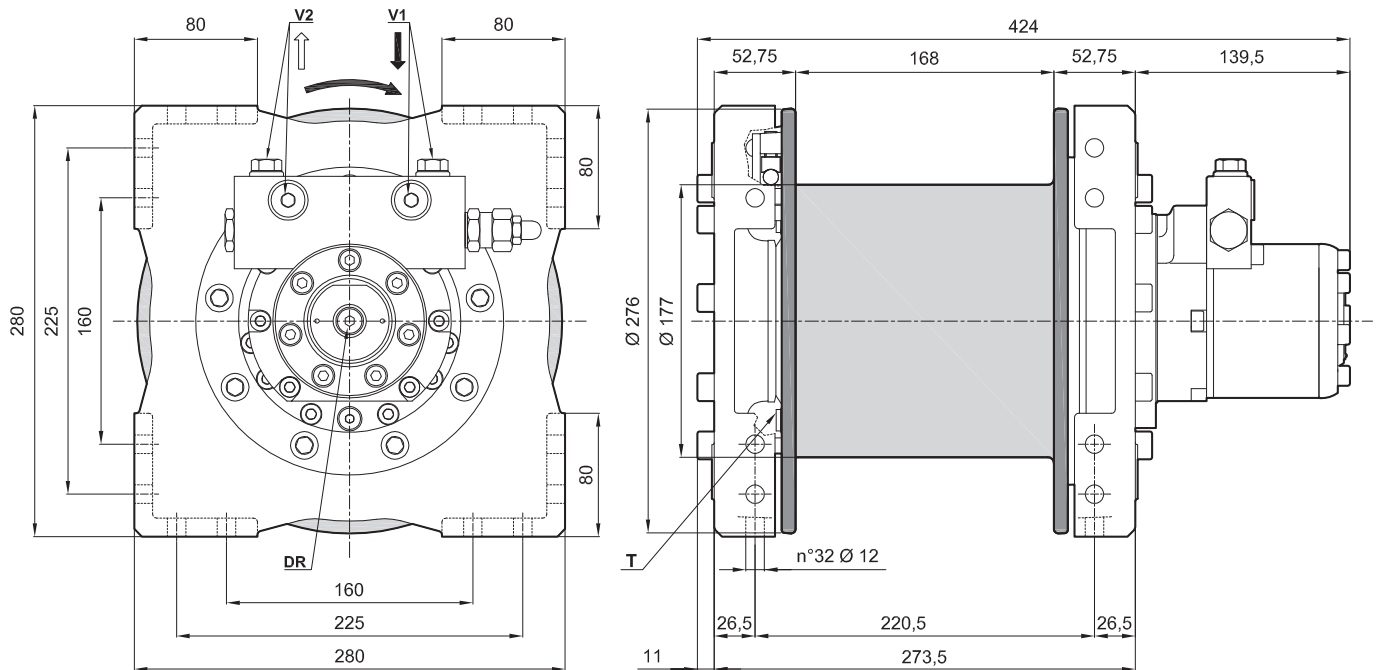
The dimensions shown can be used as reference

**Previous name: EGO220LS**

distinctive features: Square frame

motor displacement: 400 cm<sup>3</sup>/rev

Max backpressure on return Line: 5 bar



\*The data shown in this page are ONLY FOR INFORMATION. The actual data will be issued according to Customer Application and Duty Cycle.

Working layers	[n°]	1	2	3	4	-	-
Line pull	[kg]	2200	2010	1860	-	-	-
Maximum rope speed	[m/min]	19	21	22	-	-	-
Rope length	[m]	9	19	30	41	-	-

Brevini® Motor	<b>BRZV400</b>	Advised rope diameter	<b>10</b>	[mm]
Starting lifting pressure	<b>135</b>	[bar]	Oil quantity	<b>0,9</b>
Operating pressure	<b>110</b>	[bar]	Weight	<b>62</b>
Maximum oil flow at the motor	<b>60</b>	[l/min]	Oil fill/drain plug	<b>G1/8</b>
Minimum oil flow at the motor	<b>8</b>	[l/min]	Lifting port	<b>G3/8</b>
Static braking torque	<b>860</b>	[Nm]	Lowering port	<b>G3/8</b>
Gear ratio	<b>3,94</b>	[i]	Motor drain port	<b>G1/4</b>

Winch mechanisms classification in agreement with F.E.M. (1.001) (Third edition revised on 01.10.1998) **M3 (T3-L2)** n<sub>2</sub> = 25 rpm

For safety reasons always keep at least 3 wraps of rope wrapped on the drum

Use 8.8 grade screws to fix the winch

Technical features may change with no previous notice from the manufacturer

**THE PRESENT WINCH CAN'T BE USED FOR LIFTING OF PERSONNEL**

The MBL of the Rope must be verified according to the requested Safety Factors

# TIPO ARGANO / WINCH TYPE

# EGO025

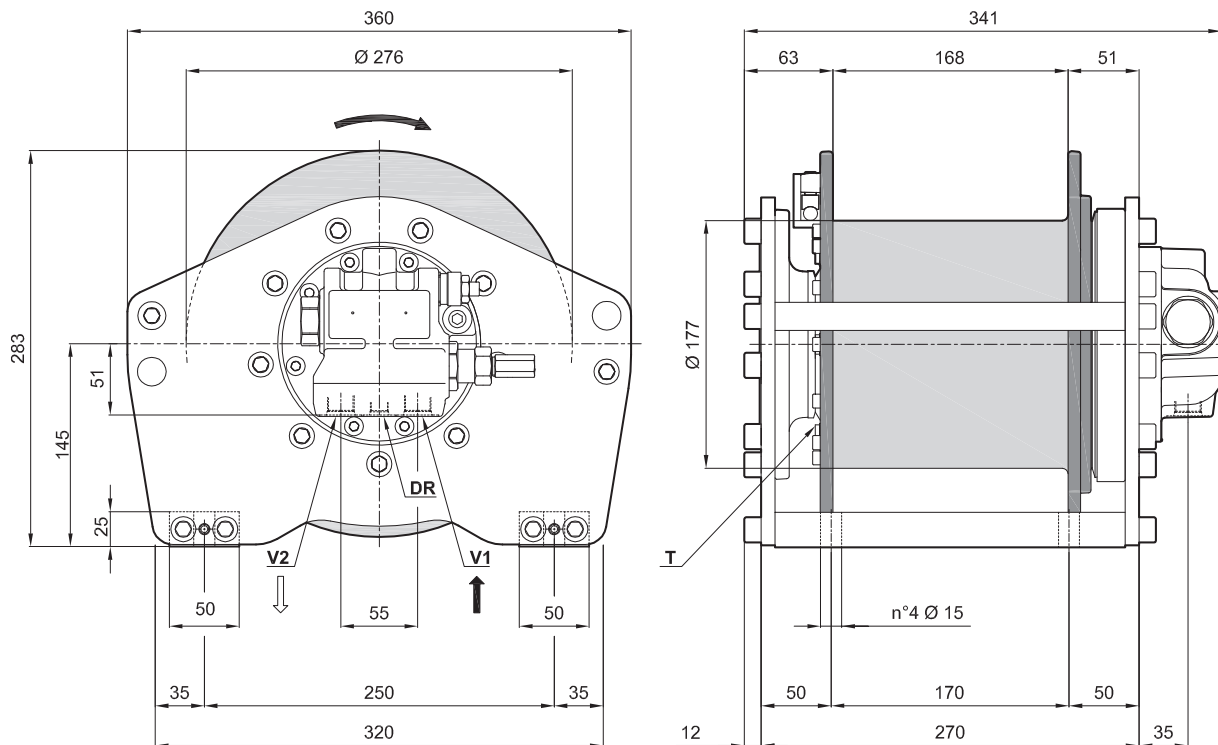
The dimensions shown can be used as reference

Previous name: EGO200HR

distinctive features: Round frame

motor displacement: 19 cm<sup>3</sup>/rev, Integrated motor

Max backpressure on return Line: 5 bar



\*The data shown in this page are ONLY FOR INFORMATION. The actual data will be issued according to Customer Application and Duty Cycle.

Working layers	[n°]	1	2	3	4	-	-
Line pull	[kg]	2000	1830	1690	-	-	-
Maximum rope speed	[m/min]	45	49	53	-	-	-
Rope length	[m]	9	19	30	41	-	-

Brevini® Motor	H4VA19	Advised rope diameter	10	[mm]
Starting lifting pressure	290	[bar]	Oil quantity	0,7
Operating pressure	240	[bar]	Weight	58
Maximum oil flow at the motor	46	[l/min]	Oil fill/drain plug	G1/8
Minimum oil flow at the motor	10	[l/min]	Lifting port	3/4-16 UNF
Static braking torque	130	[Nm]	Lowering port	3/4-16 UNF
Gear ratio	29,8	[i]	Motor drain port	1/2-20 UNF

Winch mechanisms classification in agreement with F.E.M. (1.001) (Third edition revised on 01.10.1998) **M4 (T4-L2)** n<sub>2</sub> = 25 rpm

For safety reasons always keep at least 3 wraps of rope wrapped on the drum

Use 8.8 grade screws to fix the winch

Technical features may change with no previous notice from the manufacturer

THE PRESENT WINCH CAN'T BE USED FOR LIFTING OF PERSONNEL

The MBL of the Rope must be verified according to the requested Safety Factors

# TIPO ARGANO / WINCH TYPE

# EGO025

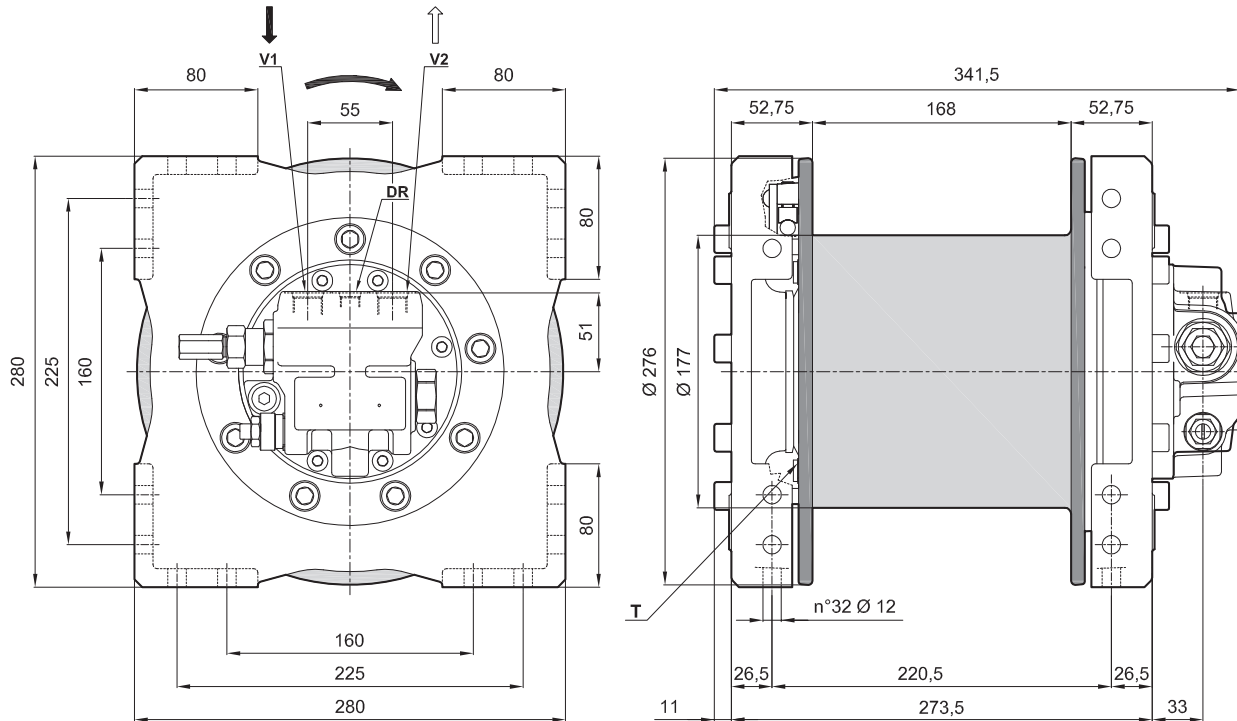
The dimensions shown can be used as reference

Previous name: EGO200HS

distinctive features: Square frame

motor displacement: 19 cm<sup>3</sup>/rev, Integrated motor

Max backpressure on return Line: 5 bar



\*The data shown in this page are ONLY FOR INFORMATION. The actual data will be issued according to Customer Application and Duty Cycle.

Working layers	[n°]	1	2	3	4	-	-
Line pull	[kg]	2000	1830	1690	-	-	-
Maximum rope speed	[m/min]	45	49	53	-	-	-
Rope length	[m]	9	19	30	41	-	-

Brevini® Motor	H4VA19	Advised rope diameter	10	[mm]
Starting lifting pressure	290 [bar]	Oil quantity	0,7	[l]
Operating pressure	240 [bar]	Weight	56	[kg]
Maximum oil flow at the motor	46 [l/min]	Oil fill/drain plug	G1/8	T
Minimum oil flow at the motor	10 [l/min]	Lifting port	3/4-16 UNF	V1
Static braking torque	130 [Nm]	Lowering port	3/4-16 UNF	V2
Gear ratio	29,8 [i]	Motor drain port	1/2-20 UNF	DR

Winch mechanisms classification in agreement with F.E.M. (1.001) (Third edition revised on 01.10.1998) **M4 (T4-L2)** n<sub>2</sub> = 25 rpm

For safety reasons always keep at least 3 wraps of rope wrapped on the drum

Use 8.8 grade screws to fix the winch

Technical features may change with no previous notice from the manufacturer

THE PRESENT WINCH CAN'T BE USED FOR LIFTING OF PERSONNEL

The MBL of the Rope must be verified according to the requested Safety Factors



# TIPO ARGANO / WINCH TYPE

# EGO045

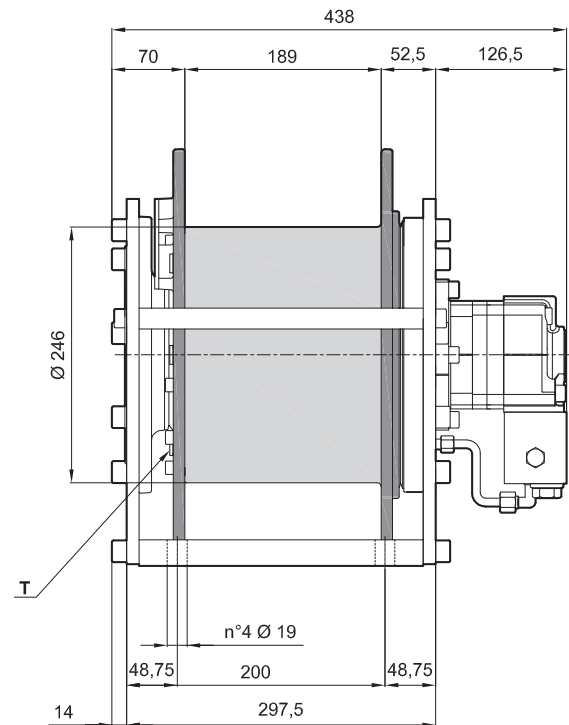
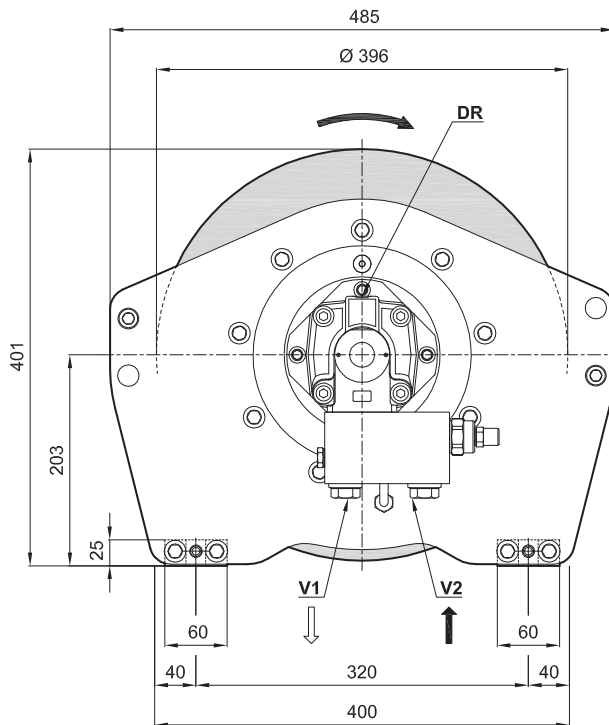
The dimensions shown can be used as reference

**Previous name: EGO310LR**

*distinctive features: Round frame*

*motor displacement: 80 cm<sup>3</sup>/rev*

*Max backpressure on return Line: 5 bar*



\*The data shown in this page are ONLY FOR INFORMATION. The actual data will be issued according to Customer Application and Duty Cycle.

Working layers	[n°]	1	2	3	4	5	-
Line pull	[kg]	3100	2870	2680	2500	-	-
Maximum rope speed	[m/min]	32	34	37	39	-	-
Rope length	[m]	12	24	38	53	69	-

Brevini® Motor	HRC080
Starting lifting pressure	255 [bar]
Operating pressure	205 [bar]
Maximum oil flow at the motor	75 [l/min]
Minimum oil flow at the motor	8 [l/min]
Static braking torque	490 [Nm]
Gear ratio	20 [i]

Advised rope diameter	12 [mm]
Oil quantity	1,1 [l]
Weight	113 [kg]
Oil fill/drain plug	G1/4 T
Lifting port	G3/4 V1
Lowering port	G3/4 V2
Motor drain port	G1/4 DR

Winch mechanisms classification in agreement with F.E.M. (1.001) (Third edition revised on 01.10.1998) **M6 (T4-L4)**  $n_2 = 25$  rpm

For safety reasons always keep at least 3 wraps of rope wrapped on the drum

Use 8.8 grade screws to fix the winch

Technical features may change with no previous notice from the manufacturer

**THE PRESENT WINCH CAN'T BE USED FOR LIFTING OF PERSONNEL**

The MBL of the Rope must be verified according to the requested Safety Factors

# TIPO ARGANO / WINCH TYPE

# EGO045

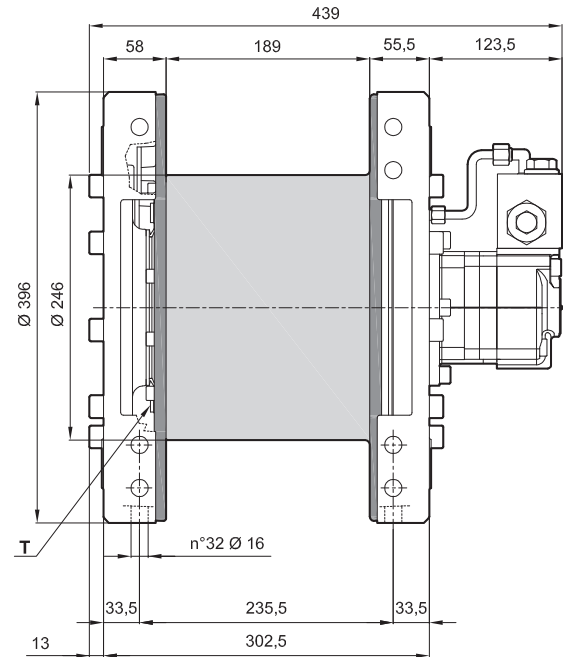
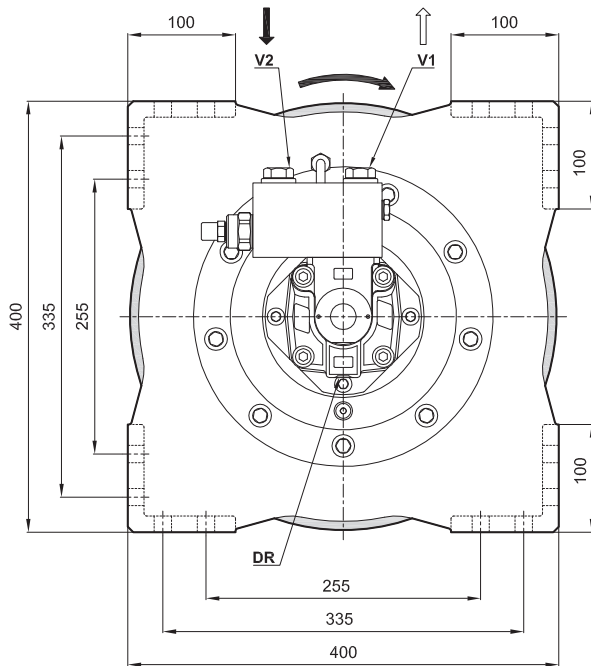
The dimensions shown can be used as reference

**Previous name: EGO310LS**

*distinctive features: Square frame*

*motor displacement: 80 cm<sup>3</sup>/rev*

*Max backpressure on return Line: 5 bar*



\*The data shown in this page are ONLY FOR INFORMATION. The actual data will be issued according to Customer Application and Duty Cycle.

Working layers	[n°]	1	2	3	4	5	-
Line pull	[kg]	3100	2870	2680	2500	-	-
Maximum rope speed	[m/min]	32	34	37	39	-	-
Rope length	[m]	12	24	38	53	69	-

Brevini® Motor	HRC080	Advised rope diameter	12	[mm]
Starting lifting pressure	255 [bar]	Oil quantity	1,1	[l]
Operating pressure	205 [bar]	Weight	117	[kg]
Maximum oil flow at the motor	75 [l/min]	Oil fill/drain plug	G1/4	T
Minimum oil flow at the motor	8 [l/min]	Lifting port	G3/4	V1
Static braking torque	490 [Nm]	Lowering port	G3/4	V2
Gear ratio	20 [i]	Motor drain port	G1/4	DR

Winch mechanisms classification in agreement with F.E.M. (1.001) (Third edition revised on 01.10.1998) **M6 (T4-L4)** n<sub>2</sub> = 25 rpm

For safety reasons always keep at least 3 wraps of rope wrapped on the drum

Use 8.8 grade screws to fix the winch

Technical features may change with no previous notice from the manufacturer

**THE PRESENT WINCH CAN'T BE USED FOR LIFTING OF PERSONNEL**

The MBL of the Rope must be verified according to the requested Safety Factors



# TIPO ARGANO / WINCH TYPE

# EGO045

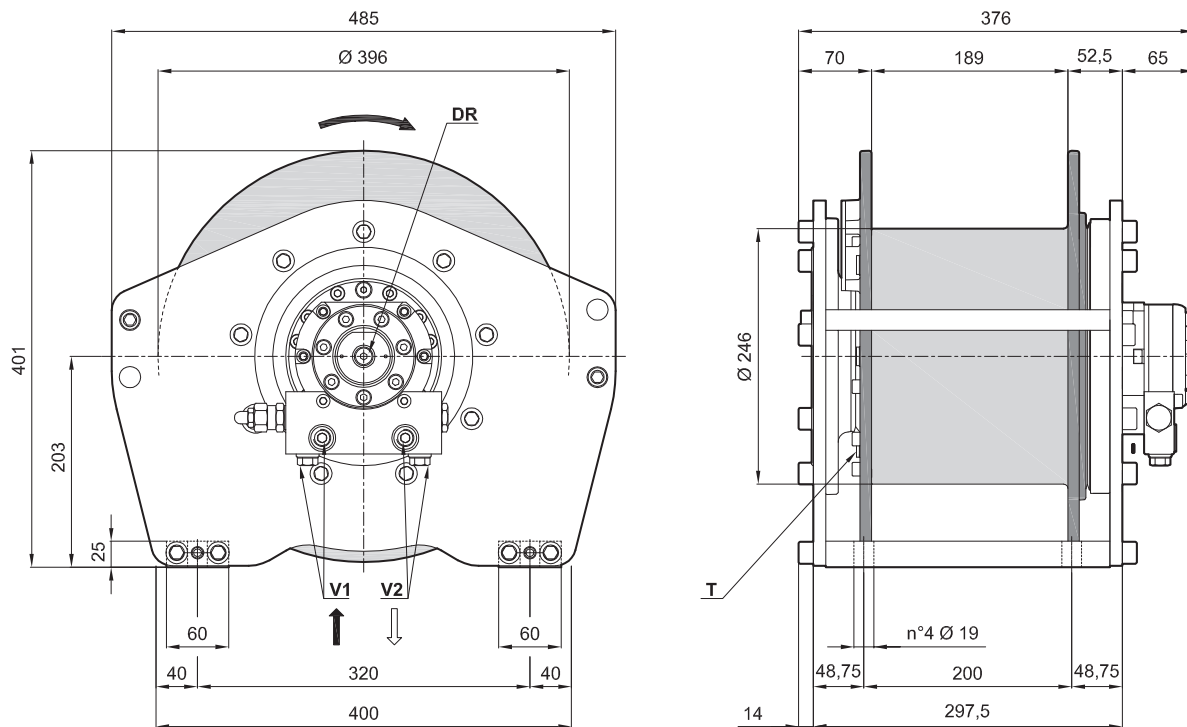
The dimensions shown can be used as reference

**Previous name: EGO240LR**

*distinctive features: Round frame*

motor displacement: 100 cm<sup>3</sup>/rev

Max backpressure on return Line: 5 bar



\*The data shown in this page are ONLY FOR INFORMATION. The actual data will be issued according to Customer Application and Duty Cycle.

Working layers	[n°]	1	2	3	4	5	-
Line pull	[kg]	2410	2230	2070	1940	-	-
Maximum rope speed	[m/min]	20	22	23	25	-	-
Rope length	[m]	12	24	38	53	69	-

Brevini® Motor	BRZV100	Advised rope diameter	12	[mm]	
Starting lifting pressure	160	[bar]	Oil quantity	1,1	[l]
Operating pressure	130	[bar]	Weight	111	[kg]
Maximum oil flow at the motor	60	[l/min]	Oil fill/drain plug	G1/4	T
Minimum oil flow at the motor	8	[l/min]	Lifting port	G3/8	V1
Static braking torque	490	[Nm]	Lowering port	G3/8	V2
Gear ratio	20	[i]	Motor drain port	G1/4	DR

Winch mechanisms classification in agreement with F.E.M. (1.001) (Third edition revised on 01.10.1998) **M6 (T6-L2)** n<sub>2</sub> = 25 rpm

For safety reasons always keep at least 3 wraps of rope wrapped on the drum

Use 8.8 grade screws to fix the winch

Technical features may change with no previous notice from the manufacturer

**THE PRESENT WINCH CAN'T BE USED FOR LIFTING OF PERSONNEL**

The MBL of the Rope must be verified according to the requested Safety Factors



# TIPO ARGANO / WINCH TYPE

# EGO045

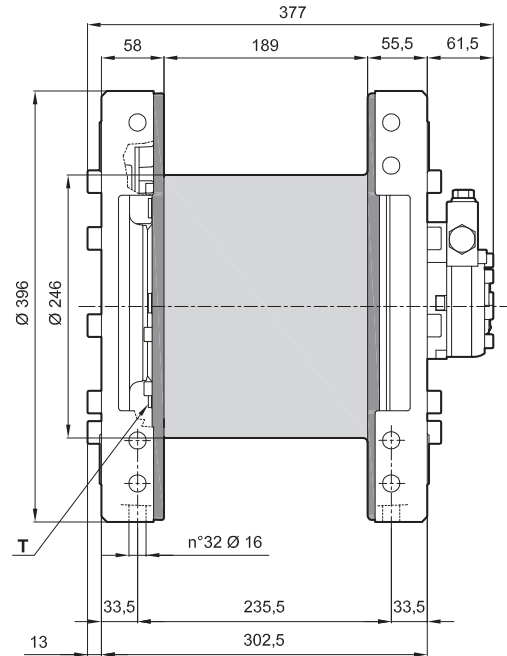
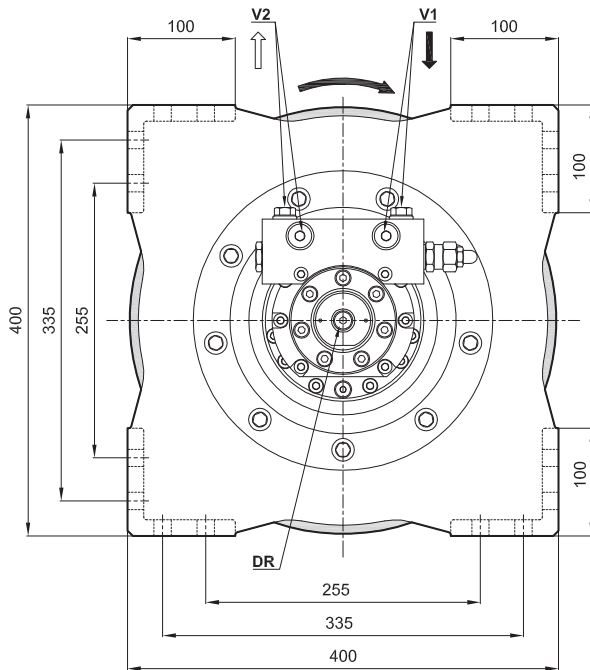
The dimensions shown can be used as reference

**Previous name: EGO240LS**

distinctive features: Square frame

motor displacement: 100 cm<sup>3</sup>/rev

Max backpressure on return Line: 5 bar



\*The data shown in this page are ONLY FOR INFORMATION. The actual data will be issued according to Customer Application and Duty Cycle.

Working layers	[n°]	1	2	3	4	5	-
Line pull	[kg]	2410	2230	2070	1940	-	-
Maximum rope speed	[m/min]	20	22	23	25	-	-
Rope length	[m]	12	24	38	53	69	-

Brevini® Motor	<b>BRZV100</b>	Advised rope diameter	12	[mm]
Starting lifting pressure	160 [bar]	Oil quantity	1,1	[l]
Operating pressure	130 [bar]	Weight	115	[kg]
Maximum oil flow at the motor	60 [l/min]	Oil fill/drain plug	G1/4	T
Minimum oil flow at the motor	8 [l/min]	Lifting port	G3/8	V1
Static braking torque	490 [Nm]	Lowering port	G3/8	V2
Gear ratio	20 [i]	Motor drain port	G1/4	DR

Winch mechanisms classification in agreement with F.E.M. (1.001) (Third edition revised on 01.10.1998) **M6 (T6-L2)** n<sub>2</sub> = 25 rpm

For safety reasons always keep at least 3 wraps of rope wrapped on the drum

Use 8.8 grade screws to fix the winch

Technical features may change with no previous notice from the manufacturer

**THE PRESENT WINCH CAN'T BE USED FOR LIFTING OF PERSONNEL**

The MBL of the Rope must be verified according to the requested Safety Factors



# TIPO ARGANO / WINCH TYPE

# EGO045

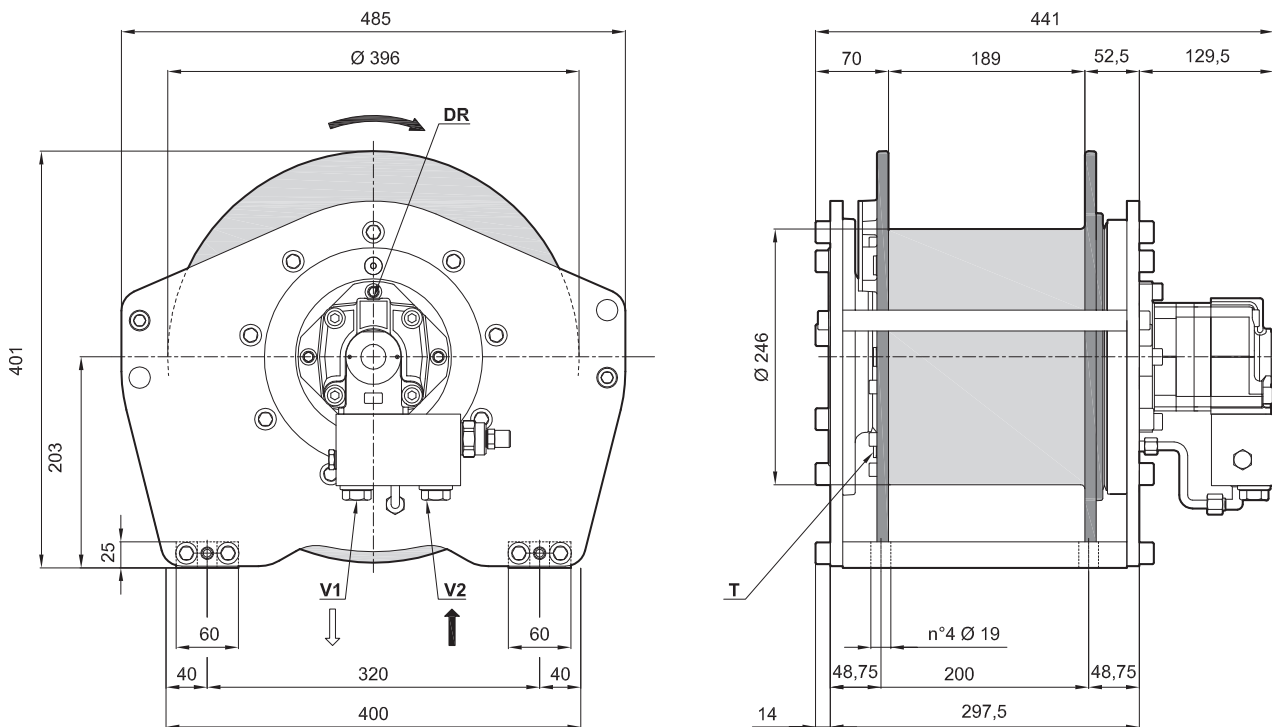
The dimensions shown can be used as reference

**Previous name: EGO380LR**

*distinctive features: Round frame*

*motor displacement: 100 cm<sup>3</sup>/rev*

*Max backpressure on return Line: 5 bar*



\*The data shown in this page are ONLY FOR INFORMATION. The actual data will be issued according to Customer Application and Duty Cycle.

Working layers	[n°]	1	2	3	4	5	-
Line pull	[kg]	3800	3480	3210	2980	-	-
Maximum rope speed	[m/min]	26	28	30	33	-	-
Rope length	[m]	10	21	33	46	60	-

Brevini® Motor	HRC100	Advised rope diameter	14	[mm]	
Starting lifting pressure	255	[bar]	Oil quantity	1,1	[l]
Operating pressure	205	[bar]	Weight	113	[kg]
Maximum oil flow at the motor	75	[l/min]	Oil fill/drain plug	G1/4	T
Minimum oil flow at the motor	8	[l/min]	Lifting port	G3/4	V1
Static braking torque	490	[Nm]	Lowering port	G3/4	V2
Gear ratio	20	[i]	Motor drain port	G1/4	DR

Winch mechanisms classification in agreement with F.E.M. (1.001) (Third edition revised on 01.10.1998) **M5 (T5-L2)**  $n_2 = 25$  rpm

For safety reasons always keep at least 3 wraps of rope wrapped on the drum

Use 8.8 grade screws to fix the winch

Technical features may change with no previous notice from the manufacturer

**THE PRESENT WINCH CAN'T BE USED FOR LIFTING OF PERSONNEL**

The MBL of the Rope must be verified according to the requested Safety Factors

# TIPO ARGANO / WINCH TYPE

# EGO045

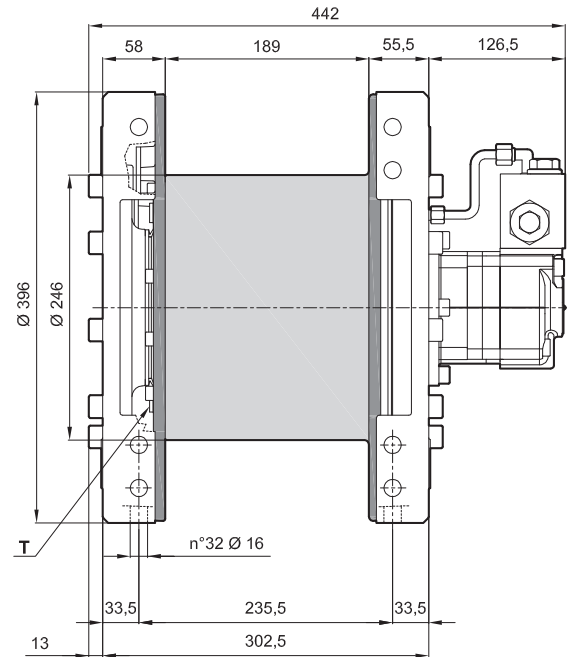
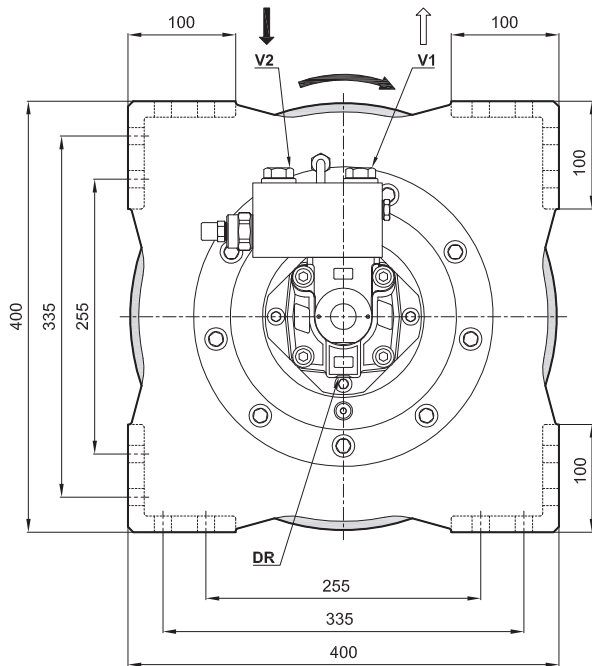
The dimensions shown can be used as reference

Previous name: EGO380LS

distinctive features: Square frame

motor displacement: 100 cm<sup>3</sup>/rev

Max backpressure on return Line: 5 bar



\*The data shown in this page are ONLY FOR INFORMATION. The actual data will be issued according to Customer Application and Duty Cycle.

Working layers	[n°]	1	2	3	4	5	-
Line pull	[kg]	3800	3480	3210	2980	-	-
Maximum rope speed	[m/min]	26	28	30	33	-	-
Rope length	[m]	10	21	33	46	60	-

Brevini® Motor	HRC100	Advised rope diameter	14	[mm]	
Starting lifting pressure	255	[bar]	Oil quantity	1,1	[l]
Operating pressure	205	[bar]	Weight	117	[kg]
Maximum oil flow at the motor	75	[l/min]	Oil fill/drain plug	G1/4	T
Minimum oil flow at the motor	8	[l/min]	Lifting port	G3/4	V1
Static braking torque	490	[Nm]	Lowering port	G3/4	V2
Gear ratio	20	[i]	Motor drain port	G1/4	DR

Winch mechanisms classification in agreement with F.E.M. (1.001) (Third edition revised on 01.10.1998) **M5 (T5-L2)** n<sub>2</sub> = 25 rpm

For safety reasons always keep at least 3 wraps of rope wrapped on the drum

Use 8.8 grade screws to fix the winch

Technical features may change with no previous notice from the manufacturer

**THE PRESENT WINCH CAN'T BE USED FOR LIFTING OF PERSONNEL**

The MBL of the Rope must be verified according to the requested Safety Factors



# TIPO ARGANO / WINCH TYPE

# EGO045

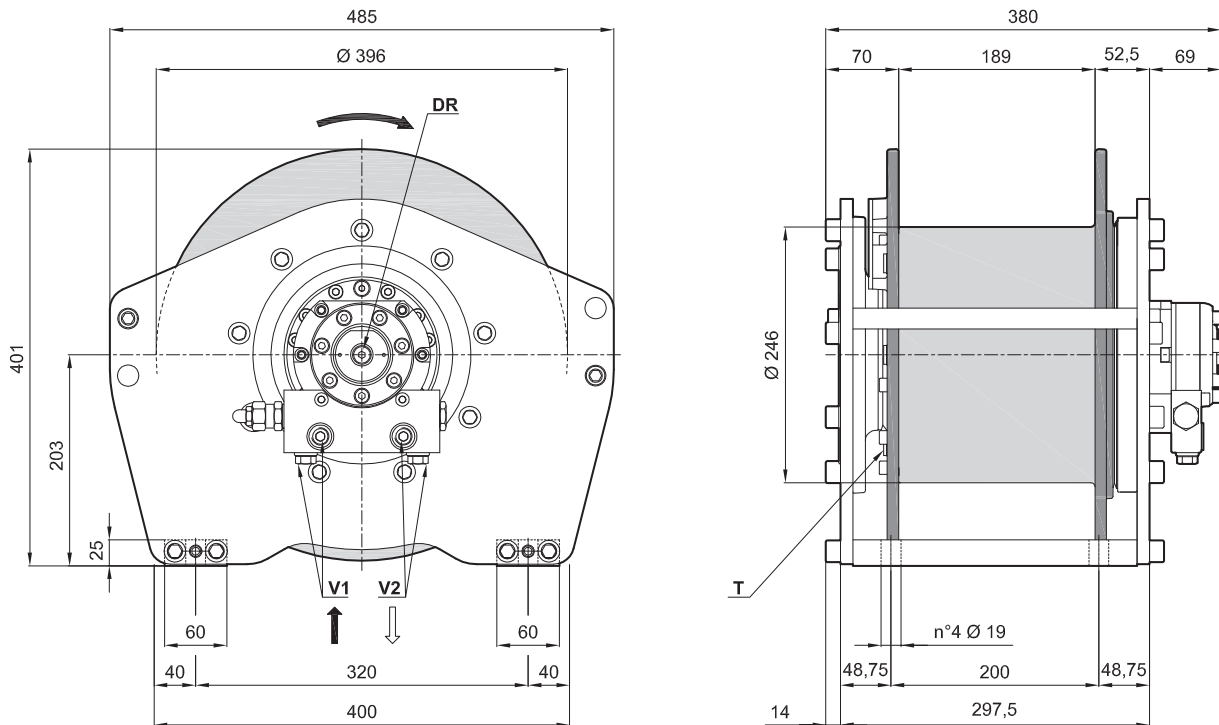
The dimensions shown can be used as reference

**Previous name: EGO290LR**

distinctive features: Round frame

motor displacement: 130 cm<sup>3</sup>/rev

Max backpressure on return Line: 5 bar



\*The data shown in this page are ONLY FOR INFORMATION. The actual data will be issued according to Customer Application and Duty Cycle.

Working layers	[n°]	1	2	3	4	5	-
Line pull	[kg]	2910	2700	2510	2350	-	-
Maximum rope speed	[m/min]	16	17	19	20	-	-
Rope length	[m]	12	24	38	53	69	-

Brevini® Motor	BRZV130	Advised rope diameter	12	[mm]
Starting lifting pressure	155	[bar]	Oil quantity	1,1
Operating pressure	125	[bar]	Weight	111
Maximum oil flow at the motor	60	[l/min]	Oil fill/drain plug	G1/4
Minimum oil flow at the motor	8	[l/min]	Lifting port	G3/8
Static braking torque	490	[Nm]	Lowering port	G3/8
Gear ratio	20	[i]	Motor drain port	G1/4

Winch mechanisms classification in agreement with F.E.M. (1.001) (Third edition revised on 01.10.1998) **M6 (T6-L2)** n<sub>2</sub> = 25 rpm

For safety reasons always keep at least 3 wraps of rope wrapped on the drum

Use 8.8 grade screws to fix the winch

Technical features may change with no previous notice from the manufacturer

**THE PRESENT WINCH CAN'T BE USED FOR LIFTING OF PERSONNEL**

The MBL of the Rope must be verified according to the requested Safety Factors

# TIPO ARGANO / WINCH TYPE

# EGO045

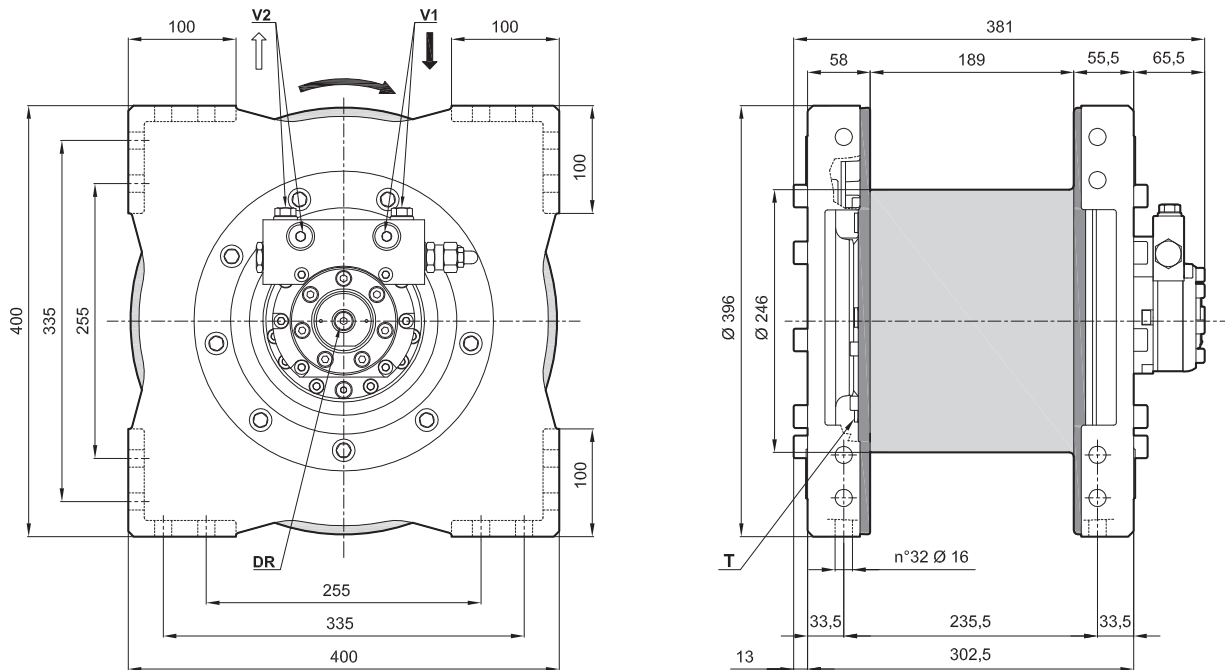
The dimensions shown can be used as reference

**Previous name: EGO290LS**

*distinctive features: Square frame*

*motor displacement: 130 cm<sup>3</sup>/rev*

*Max backpressure on return Line: 5 bar*



*\*The data shown in this page are ONLY FOR INFORMATION. The actual data will be issued according to Customer Application and Duty Cycle.*

Working layers	[n°]	1	2	3	4	5	-
Line pull	[kg]	2910	2700	2510	2350	-	-
Maximum rope speed	[m/min]	16	17	19	20	-	-
Rope length	[m]	12	24	38	53	69	-

Brevini® Motor	<b>BRZV130</b>	Advised rope diameter	12	[mm]
Starting lifting pressure	155 [bar]	Oil quantity	1,1	[l]
Operating pressure	125 [bar]	Weight	115	[kg]
Maximum oil flow at the motor	60 [l/min]	Oil fill/drain plug	G1/4	T
Minimum oil flow at the motor	8 [l/min]	Lifting port	G3/8	V1
Static braking torque	490 [Nm]	Lowering port	G3/8	V2
Gear ratio	20 [i]	Motor drain port	G1/4	DR

Winch mechanisms classification in agreement with F.E.M. (1.001) (Third edition revised on 01.10.1998) **M6 (T6-L2)**  $n_2 = 25$  rpm

**For safety reasons always keep at least 3 wraps of rope wrapped on the drum**

**Use 8.8 grade screws to fix the winch**

**Technical features may change with no previous notice from the manufacturer**

**THE PRESENT WINCH CAN'T BE USED FOR LIFTING OF PERSONNEL**

The MBL of the Rope must be verified according to the requested Safety Factors



# TIPO ARGANO / WINCH TYPE

# EGO045

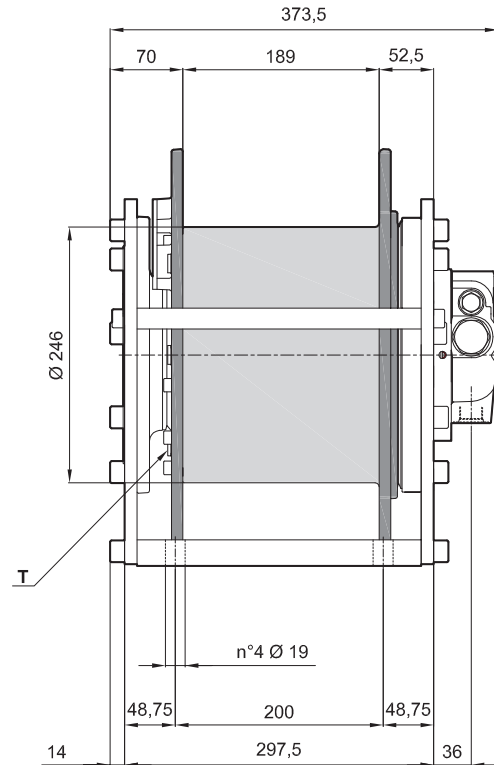
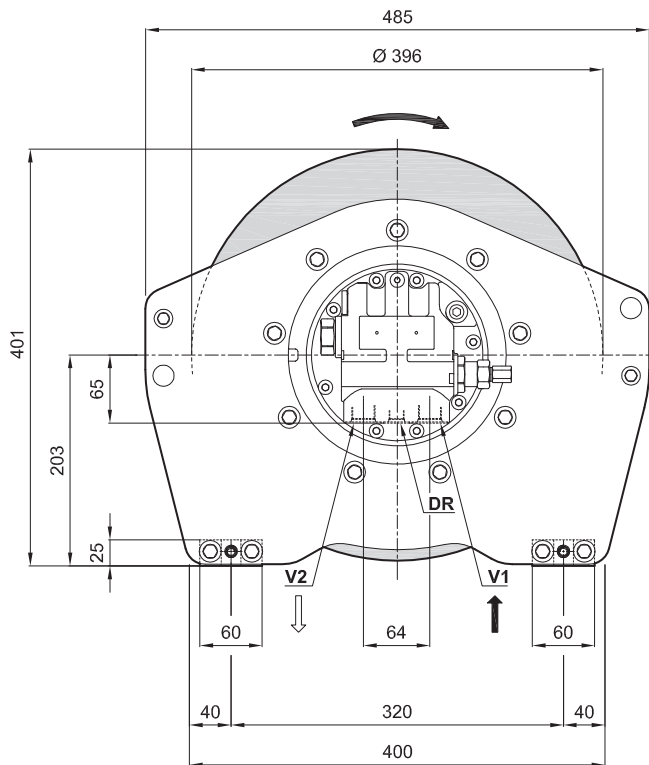
The dimensions shown can be used as reference

Previous name: EGO360HR

distinctive features: Round frame

motor displacement: 34 cm<sup>3</sup>/rev, Integrated motor

Max backpressure on return Line: 5 bar



\*The data shown in this page are ONLY FOR INFORMATION. The actual data will be issued according to Customer Application and Duty Cycle.

Working layers	[n°]	1	2	3	4	5	-
Line pull	[kg]	3600	3290	3040	2820	-	-
Maximum rope speed	[m/min]	34	37	41	44	-	-
Rope length	[m]	10	21	33	46	60	-

Brevini® Motor	H4VA34	Advised rope diameter	14	[mm]
Starting lifting pressure	305	[bar]	Oil quantity	1
Operating pressure	255	[bar]	Weight	121
Maximum oil flow at the motor	60	[l/min]	Oil fill/drain plug	G1/4
Minimum oil flow at the motor	10	[l/min]	Lifting port	7/8-14 UNF
Static braking torque	232	[Nm]	Lowering port	7/8-14 UNF
Gear ratio	39,4	[i]	Motor drain port	9/16-18 UNF

Winch mechanisms classification in agreement with F.E.M. (1.001) (Third edition revised on 01.10.1998) **M4 (T4-L2)** n<sub>2</sub> = 25 rpm

For safety reasons always keep at least 3 wraps of rope wrapped on the drum

Use 8.8 grade screws to fix the winch

Technical features may change with no previous notice from the manufacturer

THE PRESENT WINCH CAN'T BE USED FOR LIFTING OF PERSONNEL

The MBL of the Rope must be verified according to the requested Safety Factors

# TIPO ARGANO / WINCH TYPE

# EGO045

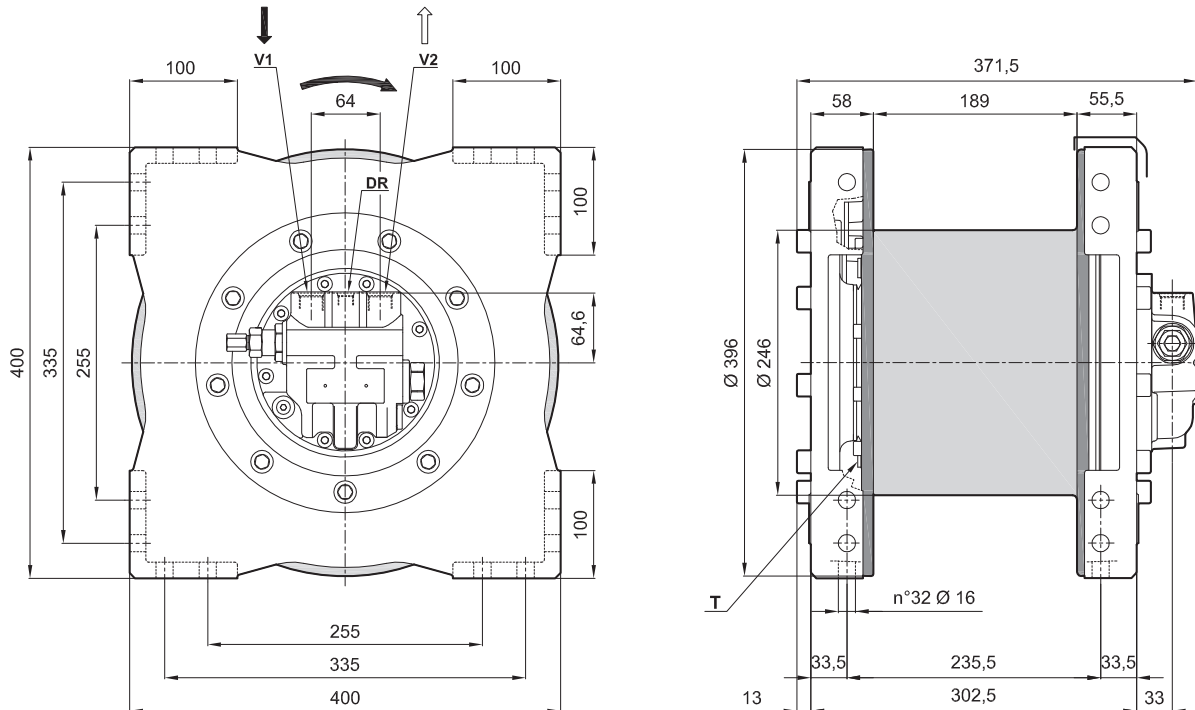
The dimensions shown can be used as reference

**Previous name: EGO360HS**

*distinctive features: Square frame*

*motor displacement: 34 cm<sup>3</sup>/rev, Integrated motor*

*Max backpressure on return Line: 5 bar*



\*The data shown in this page are ONLY FOR INFORMATION. The actual data will be issued according to Customer Application and Duty Cycle.

Working layers	[n°]	1	2	3	4	5	-
Line pull	[kg]	3600	3290	3040	2820	-	-
Maximum rope speed	[m/min]	34	37	41	44	-	-
Rope length	[m]	10	21	33	46	60	-

Brevini® Motor	H4VA34	Advised rope diameter	14	[mm]
Starting lifting pressure	305	[bar]	Oil quantity	1
Operating pressure	255	[bar]	Weight	125
Maximum oil flow at the motor	60	[l/min]	Oil fill/drain plug	G1/4
Minimum oil flow at the motor	10	[l/min]	Lifting port	7/8-14 UNF
Static braking torque	232	[Nm]	Lowering port	7/8-14 UNF
Gear ratio	39,4	[i]	Motor drain port	9/16-18 UNF

Winch mechanisms classification in agreement with F.E.M. (1.001) (Third edition revised on 01.10.1998) **M4 (T4-L2)**  $n_2 = 25$  rpm

For safety reasons always keep at least 3 wraps of rope wrapped on the drum

Use 8.8 grade screws to fix the winch

Technical features may change with no previous notice from the manufacturer

**THE PRESENT WINCH CAN'T BE USED FOR LIFTING OF PERSONNEL**

The MBL of the Rope must be verified according to the requested Safety Factors



# TIPO ARGANO / WINCH TYPE

# EGO065

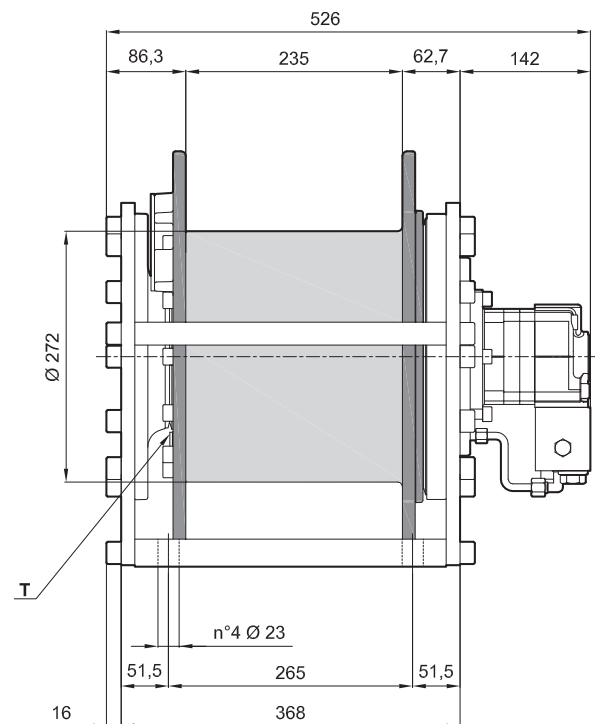
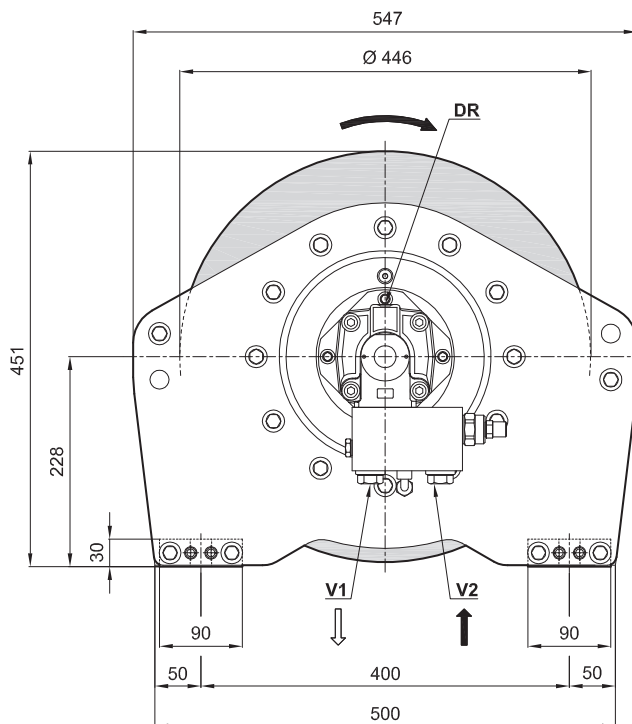
The dimensions shown can be used as reference

**Previous name: EGO350LR**

*distinctive features: Round frame*

*motor displacement: 100 cm<sup>3</sup>/rev*

*Max backpressure on return Line: 5 bar*



\*The data shown in this page are ONLY FOR INFORMATION. The actual data will be issued according to Customer Application and Duty Cycle.

Working layers	[n°]	1	2	3	4	5	-
Line pull	[kg]	3380	3120	2900	2700	-	-
Maximum rope speed	[m/min]	30	32	35	37	-	-
Rope length	[m]	14	29	46	63	82	-

Brevini® Motor	HRC100	Advised rope diameter	14	[mm]	
Starting lifting pressure	265	[bar]	Oil quantity	2	[l]
Operating pressure	210	[bar]	Weight	190	[kg]
Maximum oil flow at the motor	75	[l/min]	Oil fill/drain plug	G1/4	T
Minimum oil flow at the motor	8	[l/min]	Lifting port	G3/4	V1
Static braking torque	890	[Nm]	Lowering port	G3/4	V2
Gear ratio	18,9	[i]	Motor drain port	G1/4	DR

Winch mechanisms classification in agreement with F.E.M. (1.001) (Third edition revised on 01.10.1998) **M6 (T6-L2)**  $n_2 = 25$  rpm

For safety reasons always keep at least 3 wraps of rope wrapped on the drum

Use 8.8 grade screws to fix the winch

Technical features may change with no previous notice from the manufacturer

**THE PRESENT WINCH CAN'T BE USED FOR LIFTING OF PERSONNEL**

The MBL of the Rope must be verified according to the requested Safety Factors



# TIPO ARGANO / WINCH TYPE

# EGO065

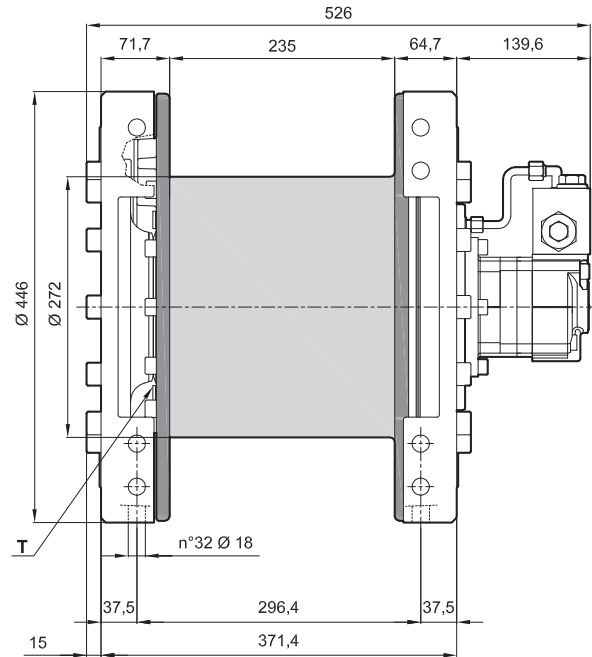
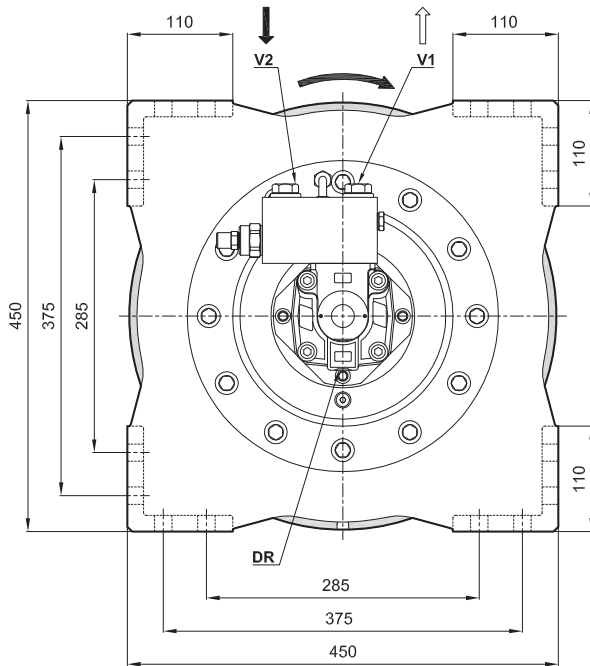
The dimensions shown can be used as reference

**Previous name: EGO350LS**

distinctive features: Square frame

motor displacement: 100 cm<sup>3</sup>/rev

Max backpressure on return Line: 5 bar



\*The data shown in this page are ONLY FOR INFORMATION. The actual data will be issued according to Customer Application and Duty Cycle.

Working layers	[n°]	1	2	3	4	5	-
						Storage length	
Line pull	[kg]	3380	3120	2900	2700	-	-
Maximum rope speed	[m/min]	30	32	35	37	-	-
Rope length	[m]	14	29	46	63	82	-

Brevini® Motor	HRC100
Starting lifting pressure	265 [bar]
Operating pressure	210 [bar]
Maximum oil flow at the motor	75 [l/min]
Minimum oil flow at the motor	8 [l/min]
Static braking torque	890 [Nm]
Gear ratio	18,9 [i]

Advised rope diameter	14 [mm]
Oil quantity	2 [l]
Weight	188 [kg]
Oil fill/drain plug	G1/4 T
Lifting port	G3/4 V1
Lowering port	G3/4 V2
Motor drain port	G1/4 DR

Winch mechanisms classification in agreement with F.E.M. (1.001) (Third edition revised on 01.10.1998) **M6 (T6-L2)**  $n_2 = 25$  rpm

For safety reasons always keep at least 3 wraps of rope wrapped on the drum

Use 8.8 grade screws to fix the winch

Technical features may change with no previous notice from the manufacturer

**THE PRESENT WINCH CAN'T BE USED FOR LIFTING OF PERSONNEL**

The MBL of the Rope must be verified according to the requested Safety Factors

# TIPO ARGANO / WINCH TYPE

# EGO065

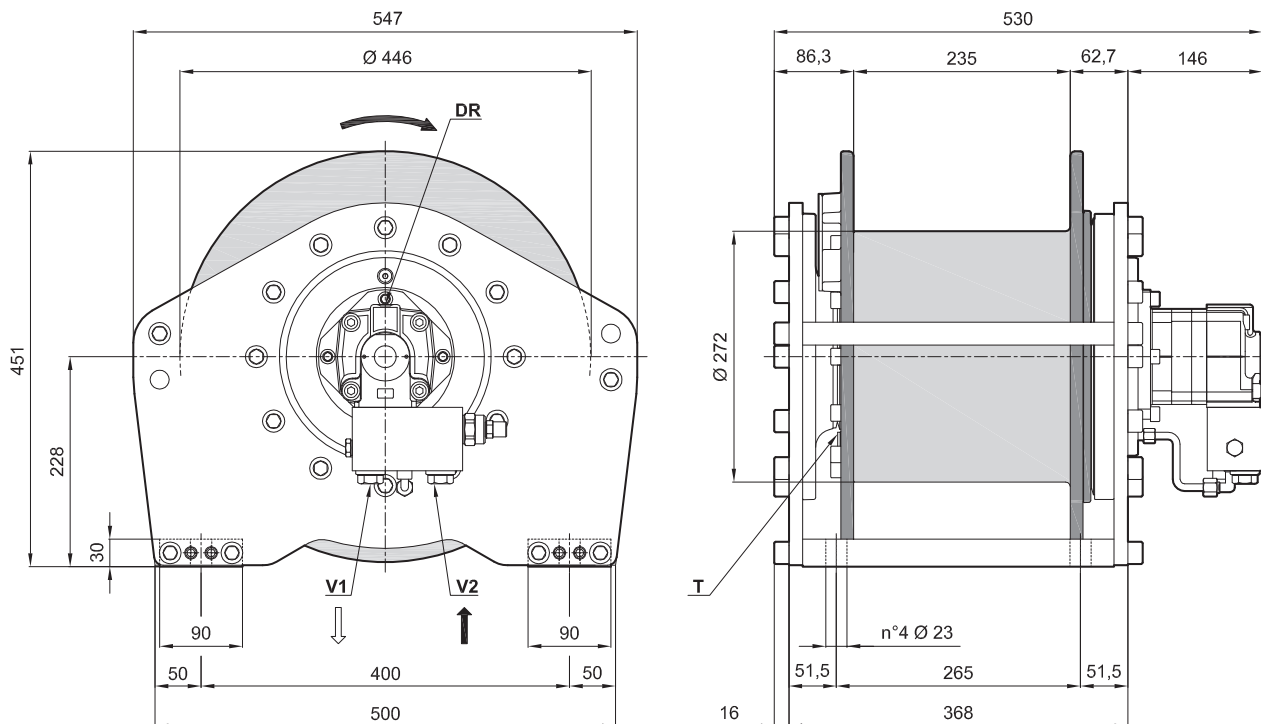
The dimensions shown can be used as reference

**Previous name: EGO430LR**

distinctive features: Round frame

motor displacement: 130 cm<sup>3</sup>/rev

Max backpressure on return Line: 5 bar



\*The data shown in this page are ONLY FOR INFORMATION. The actual data will be issued according to Customer Application and Duty Cycle.

Working layers	[n°]	1	2	3	4	5	-
Line pull	[kg]	4220	3860	3550	3280	-	-
Maximum rope speed	[m/min]	24	26	28	31	-	-
Rope length	[m]	12	25	40	56	73	-

Brevini® Motor	HRC130	Advised rope diameter	16	[mm]
Starting lifting pressure	265	Oil quantity	2	[l]
Operating pressure	210	Weight	190	[kg]
Maximum oil flow at the motor	75	Oil fill/drain plug	G1/4	T
Minimum oil flow at the motor	8	Lifting port	G3/4	V1
Static braking torque	890	Lowering port	G3/4	V2
Gear ratio	18,9	Motor drain port	G1/4	DR

Winch mechanisms classification in agreement with F.E.M. (1.001) (Third edition revised on 01.10.1998) **M5 (T5-L2)** n<sub>2</sub> = 25 rpm

For safety reasons always keep at least 3 wraps of rope wrapped on the drum

Use 8.8 grade screws to fix the winch

Technical features may change with no previous notice from the manufacturer

**THE PRESENT WINCH CAN'T BE USED FOR LIFTING OF PERSONNEL**

The MBL of the Rope must be verified according to the requested Safety Factors

# TIPO ARGANO / WINCH TYPE

# EGO065

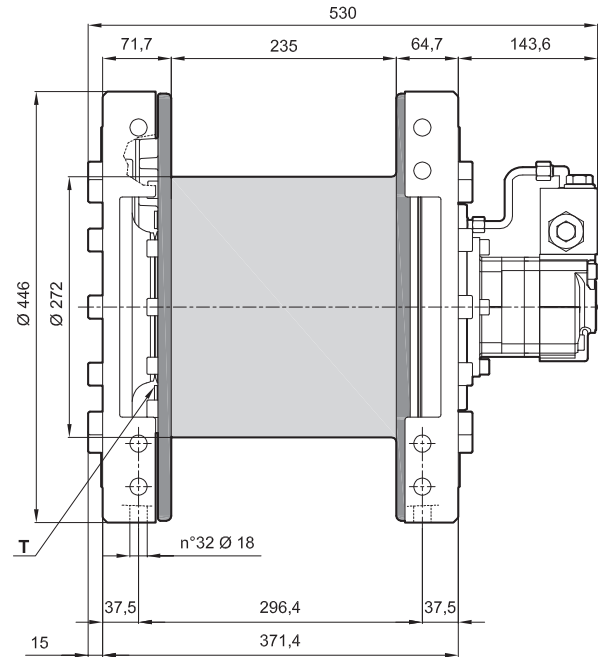
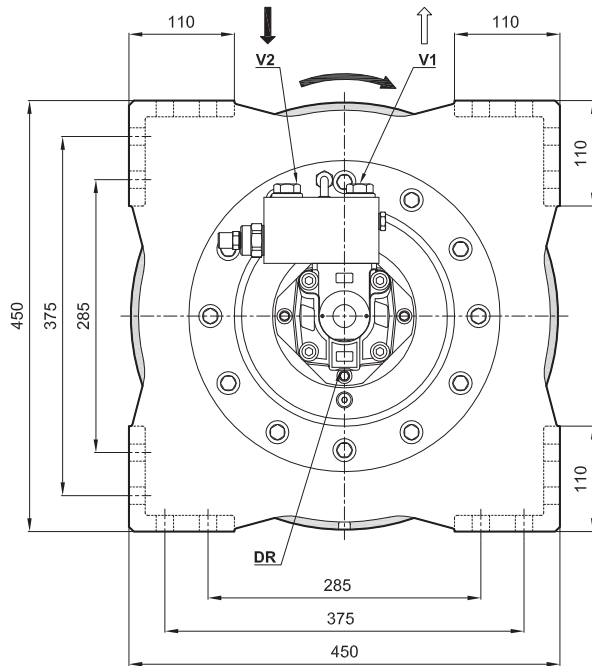
The dimensions shown can be used as reference

**Previous name: EGO430LS**

*distinctive features: Square frame*

*motor displacement: 130 cm<sup>3</sup>/rev*

*Max backpressure on return Line: 5 bar*



\*The data shown in this page are ONLY FOR INFORMATION. The actual data will be issued according to Customer Application and Duty Cycle.

Working layers	[n°]	1	2	3	4	5	-
Line pull	[kg]	4220	3860	3550	3280	-	-
Maximum rope speed	[m/min]	24	26	28	31	-	-
Rope length	[m]	12	25	40	56	73	-

Brevini® Motor	HRC130
Starting lifting pressure	265 [bar]
Operating pressure	210 [bar]
Maximum oil flow at the motor	75 [l/min]
Minimum oil flow at the motor	8 [l/min]
Static braking torque	890 [Nm]
Gear ratio	18,9 [i]

Advised rope diameter	16 [mm]
Oil quantity	2 [l]
Weight	188 [kg]
Oil fill/drain plug	G1/4 T
Lifting port	G3/4 V1
Lowering port	G3/4 V2
Motor drain port	G1/4 DR

Winch mechanisms classification in agreement with F.E.M. (1.001) (Third edition revised on 01.10.1998) **M5 (T5-L2)**  $n_2 = 25$  rpm

For safety reasons always keep at least 3 wraps of rope wrapped on the drum

Use 8.8 grade screws to fix the winch

Technical features may change with no previous notice from the manufacturer

**THE PRESENT WINCH CAN'T BE USED FOR LIFTING OF PERSONNEL**

The MBL of the Rope must be verified according to the requested Safety Factors



# TIPO ARGANO / WINCH TYPE

# EGO065

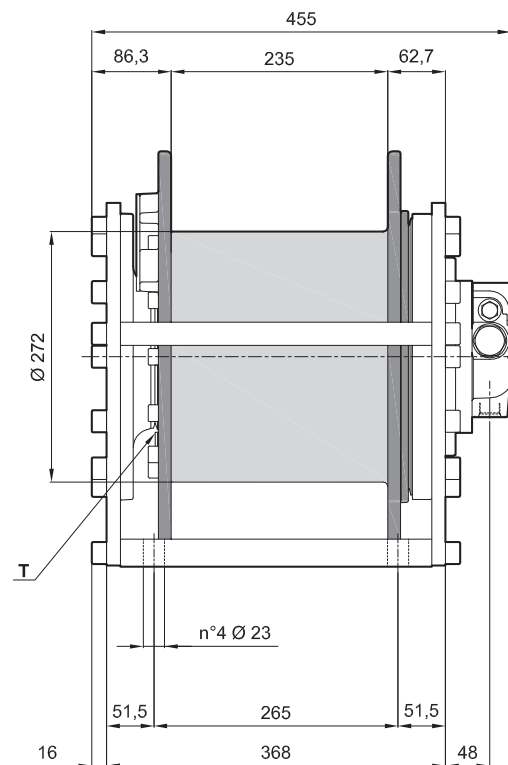
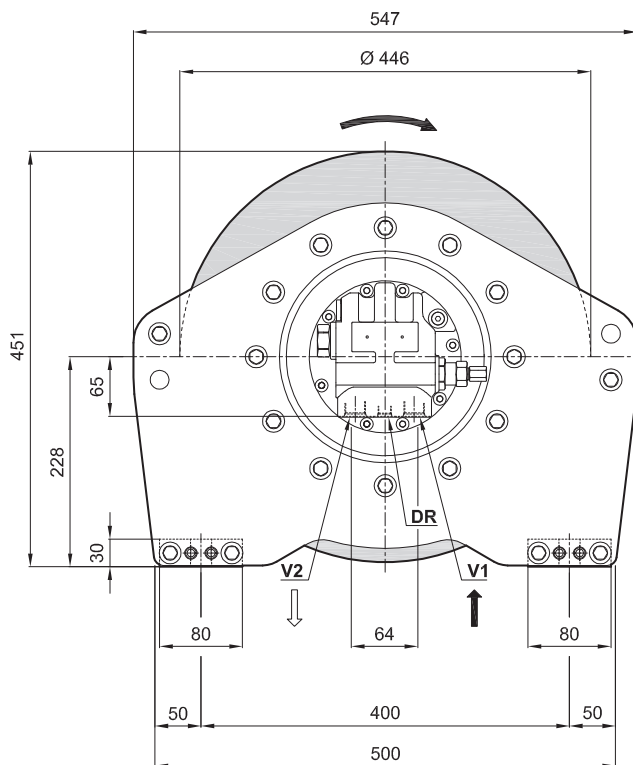
The dimensions shown can be used as reference

Previous name: EGO430HR

distinctive features: Round frame

motor displacement: 34 cm<sup>3</sup>/rev, Integrated motor

Max backpressure on return Line: 5 bar



\*The data shown in this page are ONLY FOR INFORMATION. The actual data will be issued according to Customer Application and Duty Cycle.

Working layers	[n°]	1	2	3	4	5	-
Line pull	[kg]	4300	3930	3610	3350	-	-
Maximum rope speed	[m/min]	30	33	36	38	-	-
Rope length	[m]	12	25	40	56	73	-

Brevini® Motor	H4VA34	Advised rope diameter	16	[mm]	
Starting lifting pressure	315	[bar]	Oil quantity	1,6	[l]
Operating pressure	265	[bar]	Weight	192	[kg]
Maximum oil flow at the motor	60	[l/min]	Oil fill/drain plug	G1/4	T
Minimum oil flow at the motor	10	[l/min]	Lifting port	7/8-14 UNF	V1
Static braking torque	232	[Nm]	Lowering port	7/8-14 UNF	V2
Gear ratio	50	[i]	Motor drain port	9/16-18 UNF	DR

Winch mechanisms classification in agreement with F.E.M. (1.001) (Third edition revised on 01.10.1998) **M5 (T5-L2)** n<sub>2</sub> = 25 rpm

For safety reasons always keep at least 3 wraps of rope wrapped on the drum

Use 8.8 grade screws to fix the winch

Technical features may change with no previous notice from the manufacturer

THE PRESENT WINCH CAN'T BE USED FOR LIFTING OF PERSONNEL

The MBL of the Rope must be verified according to the requested Safety Factors

# TIPO ARGANO / WINCH TYPE

# EGO065

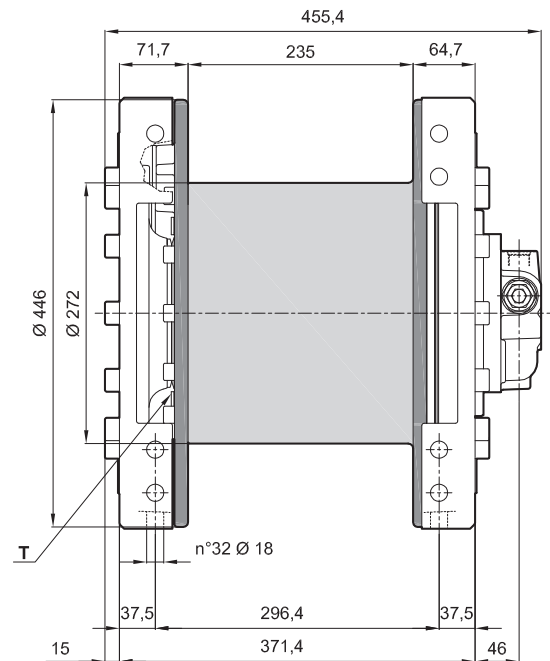
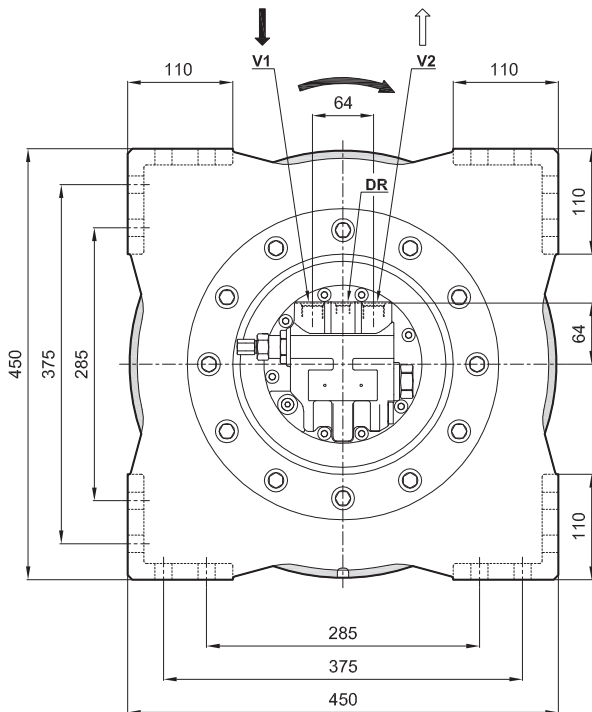
The dimensions shown can be used as reference

Previous name: EGO430HS

distinctive features: Square frame

motor displacement: 34 cm<sup>3</sup>/rev, Integrated motor

Max backpressure on return Line: 5 bar



\*The data shown in this page are ONLY FOR INFORMATION. The actual data will be issued according to Customer Application and Duty Cycle.

Working layers	[n°]	1	2	3	4	5	-
Line pull	[kg]	4300	3930	3610	3350	-	-
Maximum rope speed	[m/min]	30	33	36	38	-	-
Rope length	[m]	12	25	40	56	73	-

Brevini® Motor	H4VA34	Advised rope diameter	16	[mm]
Starting lifting pressure	315 [bar]	Oil quantity	1,6	[l]
Operating pressure	265 [bar]	Weight	190	[kg]
Maximum oil flow at the motor	60 [l/min]	Oil fill/drain plug	G1/4	T
Minimum oil flow at the motor	10 [l/min]	Lifting port	7/8-14 UNF	V1
Static braking torque	232 [Nm]	Lowering port	7/8-14 UNF	V2
Gear ratio	50 [i]	Motor drain port	9/16-18 UNF	DR

Winch mechanisms classification in agreement with F.E.M. (1.001) (Third edition revised on 01.10.1998) **M5 (T5-L2)** n<sub>2</sub> = 25 rpm

For safety reasons always keep at least 3 wraps of rope wrapped on the drum

Use 8.8 grade screws to fix the winch

Technical features may change with no previous notice from the manufacturer

THE PRESENT WINCH CAN'T BE USED FOR LIFTING OF PERSONNEL

The MBL of the Rope must be verified according to the requested Safety Factors



# TIPO ARGANO / WINCH TYPE

# EGO065

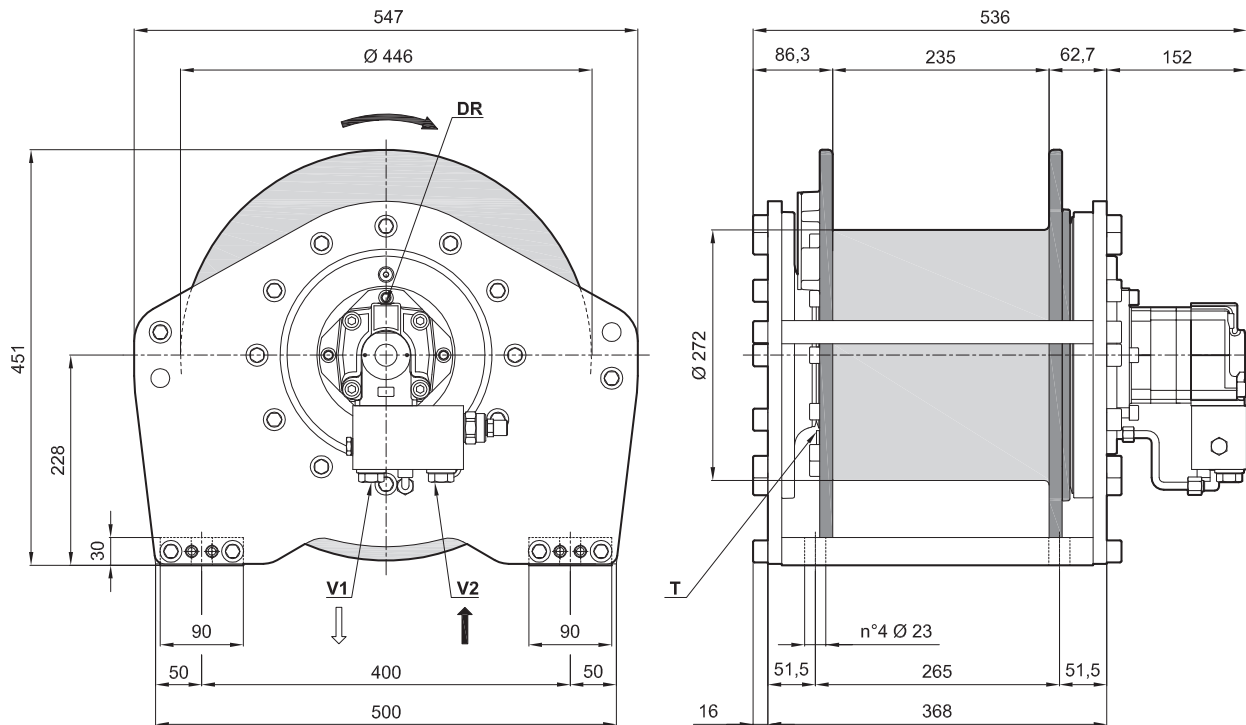
The dimensions shown can be used as reference

**Previous name: EGO550LR**

distinctive features: Round frame

motor displacement: 160 cm<sup>3</sup>/rev

Max backpressure on return Line: 5 bar



\*The data shown in this page are ONLY FOR INFORMATION. The actual data will be issued according to Customer Application and Duty Cycle.

Working layers	[n°]	1	2	3	4	5	-
Line pull	[kg]	5370	4910	4520	4180	-	-
Maximum rope speed	[m/min]	19	20	22	24	-	-
Rope length	[m]	12	25	40	56	73	-

Brevini® Motor	HRC160	Advised rope diameter	16	[mm]	
Starting lifting pressure	265	[bar]	Oil quantity	2	[l]
Operating pressure	210	[bar]	Weight	190	[kg]
Maximum oil flow at the motor	75	[l/min]	Oil fill/drain plug	G1/4	T
Minimum oil flow at the motor	8	[l/min]	Lifting port	G3/4	V1
Static braking torque	890	[Nm]	Lowering port	G3/4	V2
Gear ratio	18,9	[i]	Motor drain port	G1/4	DR

Winch mechanisms classification in agreement with F.E.M. (1.001) (Third edition revised on 01.10.1998) **M5 (T5-L2)**  $n_2 = 25$  rpm

For safety reasons always keep at least 3 wraps of rope wrapped on the drum

Use 8.8 grade screws to fix the winch

Technical features may change with no previous notice from the manufacturer

**THE PRESENT WINCH CAN'T BE USED FOR LIFTING OF PERSONNEL**

The MBL of the Rope must be verified according to the requested Safety Factors

# TIPO ARGANO / WINCH TYPE

# EGO065

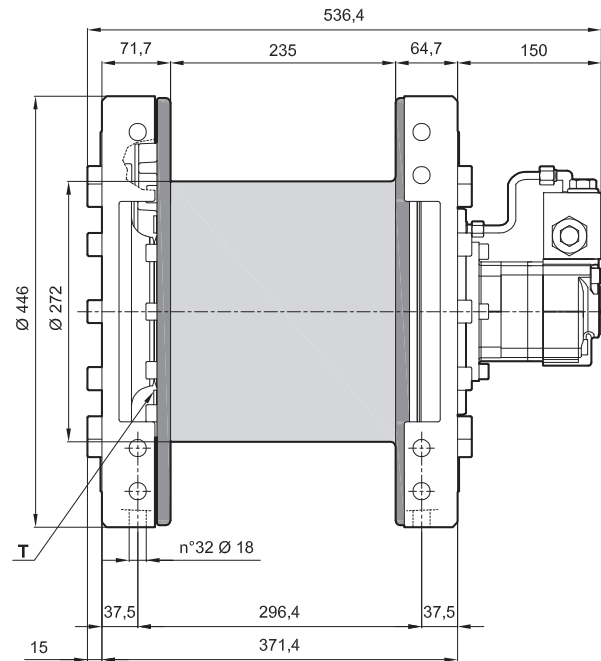
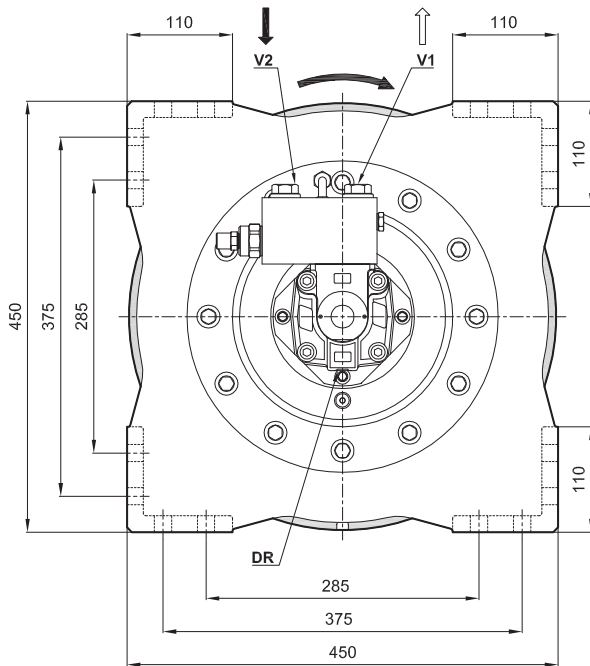
The dimensions shown can be used as reference

Previous name: EGO550LS

distinctive features: Square frame

motor displacement: 160 cm<sup>3</sup>/rev

Max backpressure on return Line: 5 bar



\*The data shown in this page are ONLY FOR INFORMATION. The actual data will be issued according to Customer Application and Duty Cycle.

Working layers	[n°]	1	2	3	4	5	-
Line pull	[kg]	5370	4910	4520	4180	-	-
Maximum rope speed	[m/min]	19	20	22	24	-	-
Rope length	[m]	12	25	40	56	73	-

Brevini® Motor	HRC160
Starting lifting pressure	265 [bar]
Operating pressure	210 [bar]
Maximum oil flow at the motor	75 [l/min]
Minimum oil flow at the motor	8 [l/min]
Static braking torque	890 [Nm]
Gear ratio	18,9 [i]

Advised rope diameter	16 [mm]
Oil quantity	2 [l]
Weight	188 [kg]
Oil fill/drain plug	G1/4 T
Lifting port	G3/4 V1
Lowering port	G3/4 V2
Motor drain port	G1/4 DR

Winch mechanisms classification in agreement with F.E.M. (1.001) (Third edition revised on 01.10.1998) **M5 (T5-L2)**  $n_2 = 25$  rpm

For safety reasons always keep at least 3 wraps of rope wrapped on the drum

Use 8.8 grade screws to fix the winch

Technical features may change with no previous notice from the manufacturer

THE PRESENT WINCH CAN'T BE USED FOR LIFTING OF PERSONNEL

The MBL of the Rope must be verified according to the requested Safety Factors



**Serie “BWT”**

Questi argani di elevato tonnellaggio sono realizzati per soddisfare il settore del recupero per i mezzi del soccorso stradale pesante. La loro naturale evoluzione applicativa li porta ad essere utilizzati anche in altri settori quali il Militare, la Protezione Civile, gli Enti Pubblici e Aziende dove utilizzano sistemi per il trasporto di grossi mezzi cingolati e di movimento terra.

Questa serie di argani utilizzano riduttori epicicloidali pluristadio e riduttore angolare come stadio veloce in ingresso, ad eccezione del “BWT10000”

La particolarità di questi argani a comando idraulico è quella di avere la possibilità di rendere il tamburo folle rispetto al sistema con argano frenato.

Questa funzionalità si ottiene con un sistema di disinnesto meccanico, azionato manualmente (standard), oppure oleo-pneumatico a richiesta.

La serie “BWT” permette di svolgere la fune dal tamburo, svincolando meccanicamente il tamburo stesso, dal sistema di frenatura dell’argano quando la motorizzazione non è alimentata dal sistema idraulico.

Questa operazione permette all’utente di portare il gancio, fissato in testa alla fune, fino al punto di recupero del carico, eseguendo questa attività in sicurezza perché il tamburo è folle.

In tal caso anche una errata manovra di messa in moto dell’argano, non compromette la sicurezza delle operazioni manuali.

Per eseguire la manovra di recupero, l’utente, una volta bloccato il tamburo per mezzo del sistema di innesto meccanico, interviene sui comandi idraulici asserviti al sistema argano, allo scopo di eseguire le operazioni di normale recupero.

Prestazioni che vanno dal tiro diretto al primo strato di 10000 daN dell’argano “BWT10000” ai 30000 daN dell’argano “BWT30000”.

**NOTA**

La classificazione FEM, indicata nelle schede prodotto, è riferita alla sola ingranaggia..

**“BWT” Series**

*These high tonnage winches are made to satisfy the recovery sector for heavy highway emergency vehicles. Their natural application evolution leads them to be used in other sectors too, such as the Military, Civil Protection, Public Authorities and Companies that use systems for the transportation of large tracked vehicles and earth moving equipment.*

*This winch Series uses multi-stage planetary gear reducers and right angle gear reducer for the fast input stage, except for the “BWT10000”.*

*The peculiarity of these hydraulically powered winches is that they enable having the drum in neutral with respect to the system with a braked winch.*

*This functionality is obtained with a mechanical disengagement system, activated manually (standard) or air-hydraulically on request.*

*The “BWT” series enables unwinding the rope from the drum, mechanically freeing the drum from the braking system of the winch when the motor drive is not powered by the hydraulic system.*

*This operation enables the user to take the hook, secured at its head to the rope, as far as the point of load recovery, doing this safely because the drum is in neutral.*

*In this case even starting the winch incorrectly will not compromise the safety of the manual operations.*

*To perform the recovery manoeuvre the user, after locking the drum by means of the mechanical connection system, operates the hydraulic controls interlocked with the winch system in order to perform the normal recovery operations.*

*Performance ranging from a first layer direct pull of 10000 daN for the “BWT10000” winch to 30000 daN for the “BWT30000” winch.*

**NOTE**

*The FEM classification, mentioned on the Technical Sheets, is referred to the gears train only*



# TIPO ARGANO / WINCH TYPE

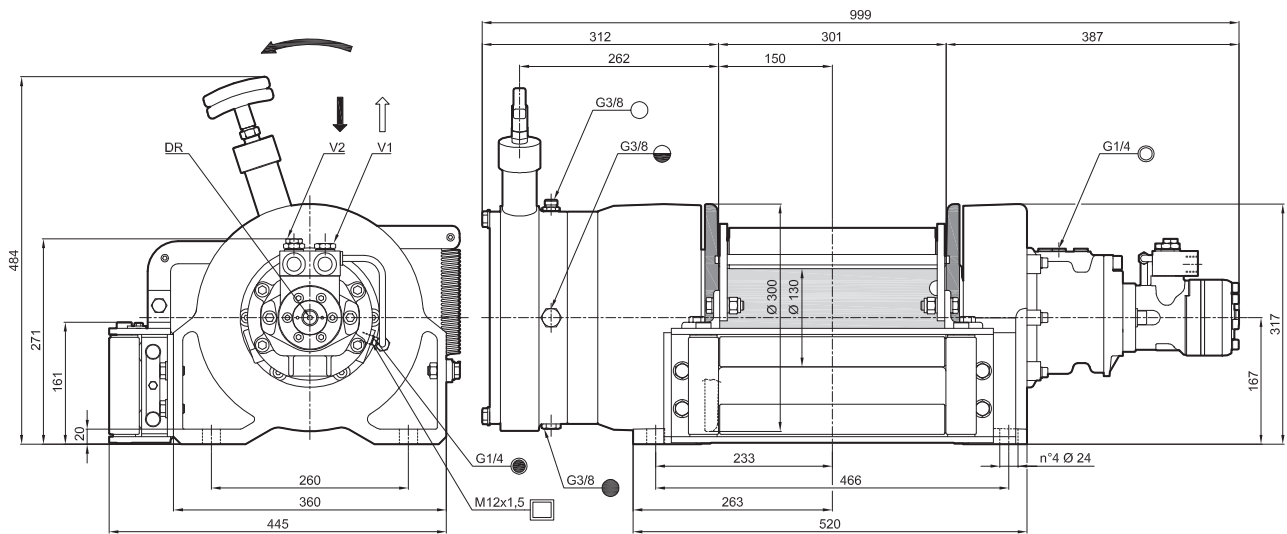
# BWT10000

The dimensions shown can be used as reference

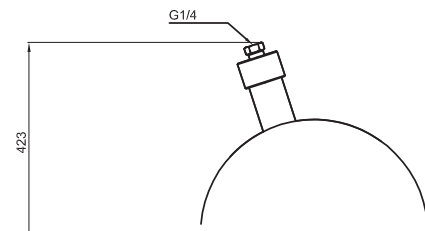
Previous name: **BWT10000**

motor displacement: 130 cm<sup>3</sup>/rev

Max backpressure on return Line: 5 bar



## OPTIONAL DISENGAGEMENT



### Oil plugs

- |                             |                        |
|-----------------------------|------------------------|
| ○ Filling and Breather plug | ○ Brake Breather plug  |
| ◐ Oil level plug            | ◐ Brake oil level plug |
| ● Magnetic and drain plug   | ● Brake drain plug     |
| ▲ Greasing                  | □ Brake releasing plug |

\*The data shown in this page are ONLY FOR INFORMATION. The actual data will be issued according to Customer Application and Duty Cycle.

Working layers	[n°]	1	2	3	4	5	-
Line pull	[kg]	10040	8460	7300	6430	-	-
Maximum rope speed	[m/min]	5	7	8	9	-	-
Rope length	[m]	8	17	29	41	55	-

Brevini® Motor	<b>BRO130</b>
Starting lifting pressure	<b>190</b> [bar]
Operating pressure	<b>155</b> [bar]
Maximum oil flow at the motor	<b>60</b> [l/min]
Minimum oil flow at the motor	<b>8</b> [l/min]
Static braking torque	<b>377</b> [Nm]
Gear ratio	<b>31,4</b> [i]

Advised rope diameter	<b>16</b> [mm]
Oil quantity	<b>3</b> [l]
Weight	<b>190</b> [kg]
Oil fill/drain plug	<b>G3/8</b> T
Lifting port	<b>G1/2</b> V1
Lowering port	<b>G1/2</b> V2
Motor drain port	<b>G1/4</b> DR

Winch mechanisms classification in agreement with F.E.M. (1.001) (Third edition revised on 01.10.1998) **M7 (T7-L2)** n<sub>2</sub> = 25 rpm

For safety reasons always keep at least 3 wraps of rope wrapped on the drum

Use 8.8 grade screws to fix the winch

Technical features may change with no previous notice from the manufacturer

**THE PRESENT WINCH CAN'T BE USED FOR LIFTING OF PERSONNEL**

The MBL of the Rope must be verified according to the requested Safety Factors

# TIPO ARGANO / WINCH TYPE

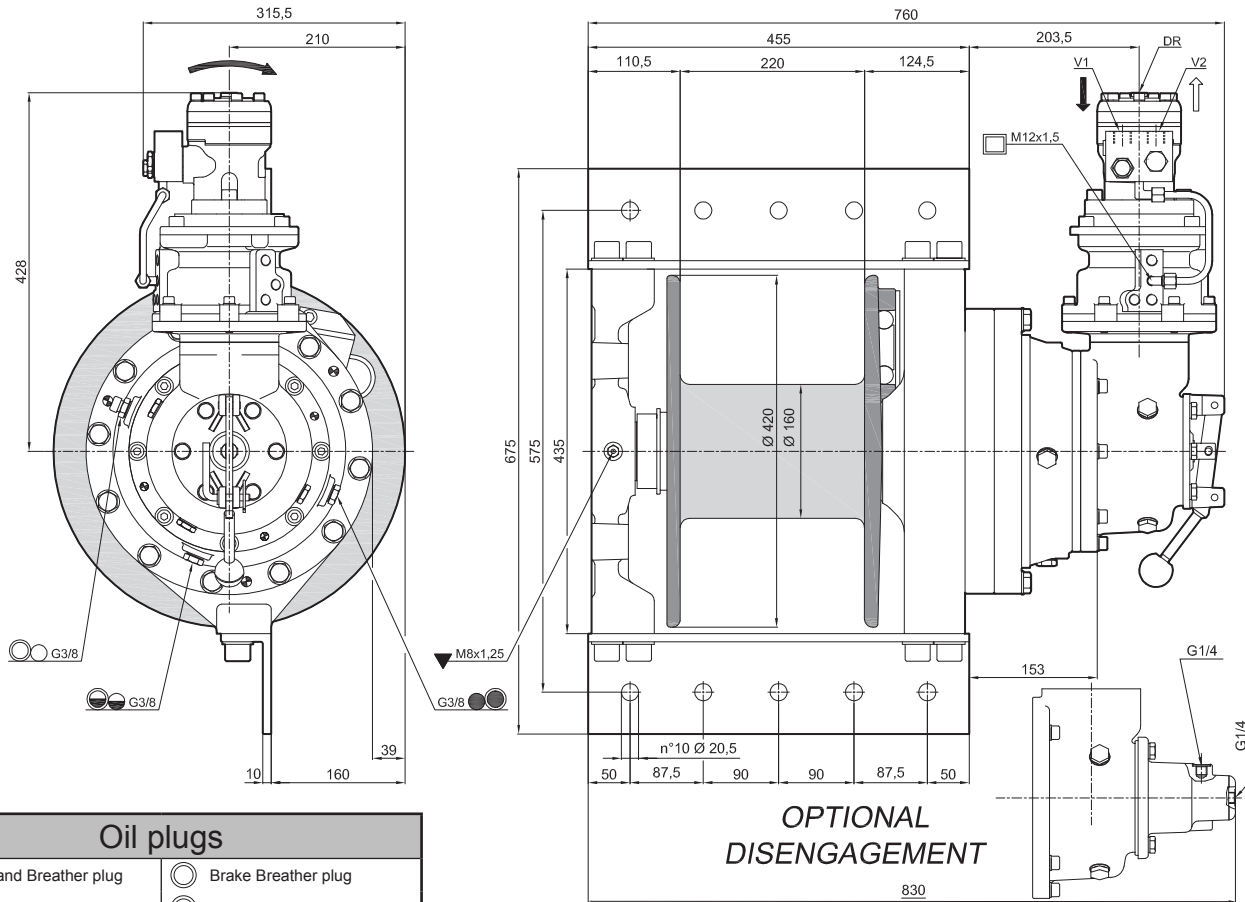
# BWT20000

The dimensions shown can be used as reference

Previous name: **BWT15000**

motor displacement: 80 cm<sup>3</sup>/rev

Max backpressure on return Line: 5 bar



### Oil plugs

- Filling and Breather plug
- Oil level plug
- Magnetic and drain plug
- ▲ Greasing
- Brake Breather plug
- Brake oil level plug
- Brake drain plug
- Brake releasing plug

\*The data shown in this page are ONLY FOR INFORMATION. The actual data will be issued according to Customer Application and Duty Cycle.

Working layers	[n°]	1	2	3	4	5	6
Line pull	[kg]	15050	12650	10910	9590	8550	-
Maximum rope speed	[m/min]	4	5	5	6	7	-
Rope length	[m]	5	12	20	29	39	50

Brevini® Motor	<b>BRO080</b>
Starting lifting pressure	<b>210</b> [bar]
Operating pressure	<b>170</b> [bar]
Maximum oil flow at the motor	<b>60</b> [l/min]
Minimum oil flow at the motor	<b>8</b> [l/min]
Static braking torque	<b>377</b> [Nm]
Gear ratio	<b>84,6</b> [i]

Advised rope diameter	<b>20</b> [mm]
Oil quantity	<b>4,5</b> [l]
Weight	<b>225</b> [kg]
Oil fill/drain plug	<b>G3/8</b> T
Lifting port	<b>G1/2</b> V1
Lowering port	<b>G1/2</b> V2
Motor drain port	<b>G1/4</b> DR

Winch mechanisms classification in agreement with F.E.M. (1.001) (Third edition revised on 01.10.1998) **M5 (T5-L2)** n<sub>2</sub> = 25 rpm

For safety reasons always keep at least 3 wraps of rope wrapped on the drum

Use 8.8 grade screws to fix the winch

Technical features may change with no previous notice from the manufacturer

**THE PRESENT WINCH CAN'T BE USED FOR LIFTING OF PERSONNEL**

The MBL of the Rope must be verified according to the requested Safety Factors

# TIPO ARGANO / WINCH TYPE

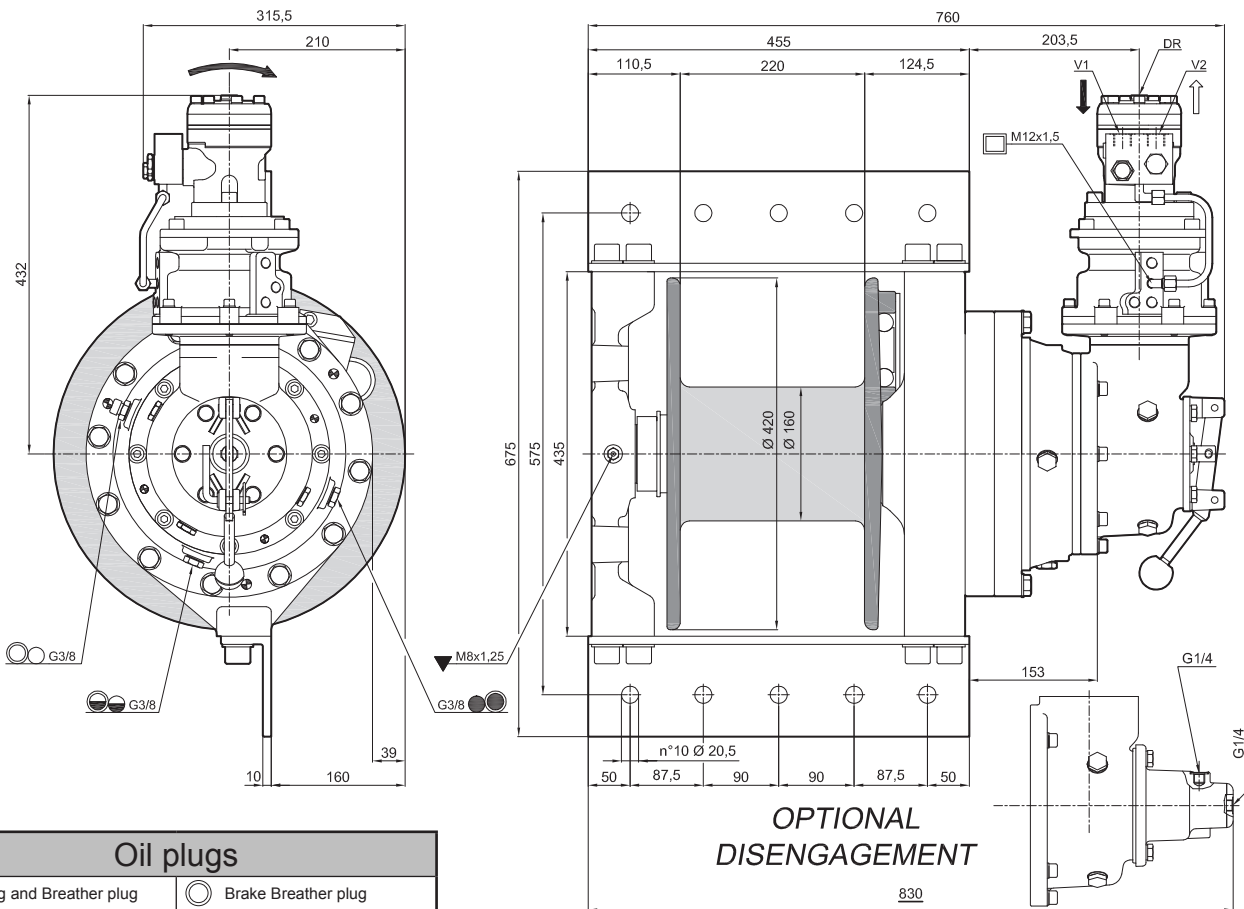
# BWT20000

The dimensions shown can be used as reference

Previous name: **BWT20000**

motor displacement: 100 cm<sup>3</sup>/rev

Max backpressure on return Line: 5 bar



Oil plugs	
○ Filling and Breather plug	○ Brake Breather plug
◐ Oil level plug	◐ Brake oil level plug
● Magnetic and drain plug	● Brake drain plug
▲ Greasing	□ Brake releasing plug

\*The data shown in this page are ONLY FOR INFORMATION. The actual data will be issued according to Customer Application and Duty Cycle.

Working layers	[n°]	1	2	3	4	5	-
Line pull	[kg]	19220	15930	13600	11860	-	-
Maximum rope speed	[m/min]	3	4	4	5	-	-
Rope length	[m]	5	11	19	27	37	-

Brevini® Motor	<b>BRO100</b>
Starting lifting pressure	<b>220</b> [bar]
Operating pressure	<b>175</b> [bar]
Maximum oil flow at the motor	<b>60</b> [l/min]
Minimum oil flow at the motor	<b>8</b> [l/min]
Static braking torque	<b>377</b> [Nm]
Gear ratio	<b>84,6</b> [i]

Advised rope diameter	<b>22</b> [mm]
Oil quantity	<b>4,5</b> [l]
Weight	<b>225</b> [kg]
Oil fill/drain plug	<b>G3/8</b> T
Lifting port	<b>G1/2</b> V1
Lowering port	<b>G1/2</b> V2
Motor drain port	<b>G1/4</b> DR

Winch mechanisms classification in agreement with F.E.M. (1.001) (Third edition revised on 01.10.1998) **M2 (T2-L2)** n<sub>2</sub> = 25 rpm

For safety reasons always keep at least 3 wraps of rope wrapped on the drum

Use 8.8 grade screws to fix the winch

Technical features may change with no previous notice from the manufacturer

**THE PRESENT WINCH CAN'T BE USED FOR LIFTING OF PERSONNEL**

The MBL of the Rope must be verified according to the requested Safety Factors

# TIPO ARGANO / WINCH TYPE

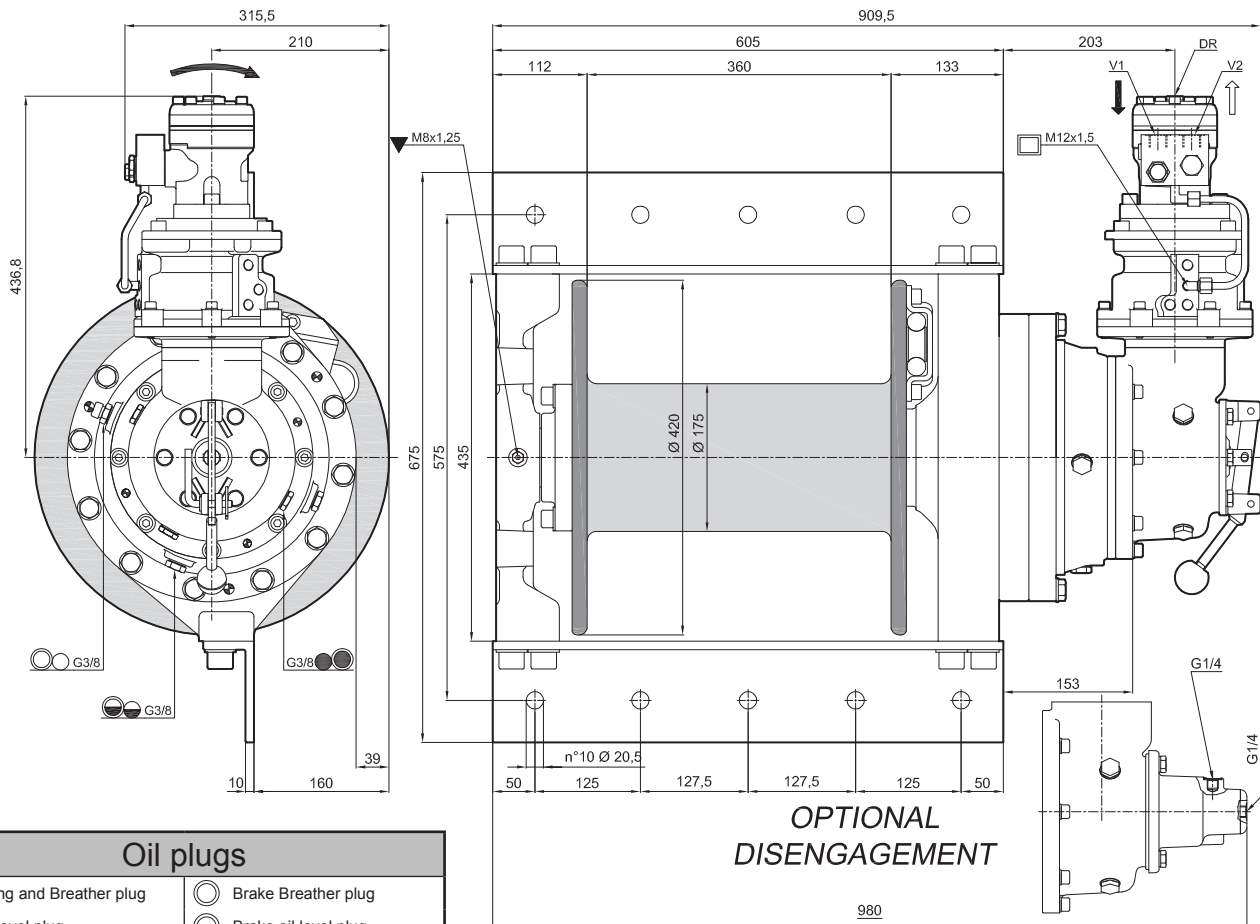
# BWT20000

The dimensions shown can be used as reference

Previous name: **BWT20000L**

motor displacement: 130 cm<sup>3</sup>/rev, Long drum

Max backpressure on return Line: 5 bar



## Oil plugs

- Filling and Breather plug
- Oil level plug
- Magnetic and drain plug
- ▲ Greasing
- Brake Breather plug
- Brake oil level plug
- Brake drain plug
- Brake releasing plug

\*The data shown in this page are ONLY FOR INFORMATION. The actual data will be issued according to Customer Application and Duty Cycle.

Working layers	[n°]	1	2	3	4	5	-
Line pull	[kg]	20060	16850	14520	12760	-	-
Maximum rope speed	[m/min]	2	3	4	4	-	-
Rope length	[m]	9	20	34	48	65	-

Brevini® Motor	<b>BRO130</b>
Starting lifting pressure	<b>200</b> [bar]
Operating pressure	<b>160</b> [bar]
Maximum oil flow at the motor	<b>60</b> [l/min]
Minimum oil flow at the motor	<b>8</b> [l/min]
Static braking torque	<b>377</b> [Nm]
Gear ratio	<b>84,6</b> [i]

Advised rope diameter	<b>22</b> [mm]
Oil quantity	<b>5</b> [l]
Weight	<b>320</b> [kg]
Oil fill/drain plug	<b>G3/8</b> T
Lifting port	<b>G1/2</b> V1
Lowering port	<b>G1/2</b> V2
Motor drain port	<b>G1/4</b> DR

Winch mechanisms classification in agreement with F.E.M. (1.001) (Third edition revised on 01.10.1998) **M2 (T2-L2)** n<sub>2</sub> = 25 rpm

For safety reasons always keep at least 3 wraps of rope wrapped on the drum

Use 8.8 grade screws to fix the winch

Technical features may change with no previous notice from the manufacturer

**THE PRESENT WINCH CAN'T BE USED FOR LIFTING OF PERSONNEL**

The MBL of the Rope must be verified according to the requested Safety Factors

# TIPO ARGANO / WINCH TYPE

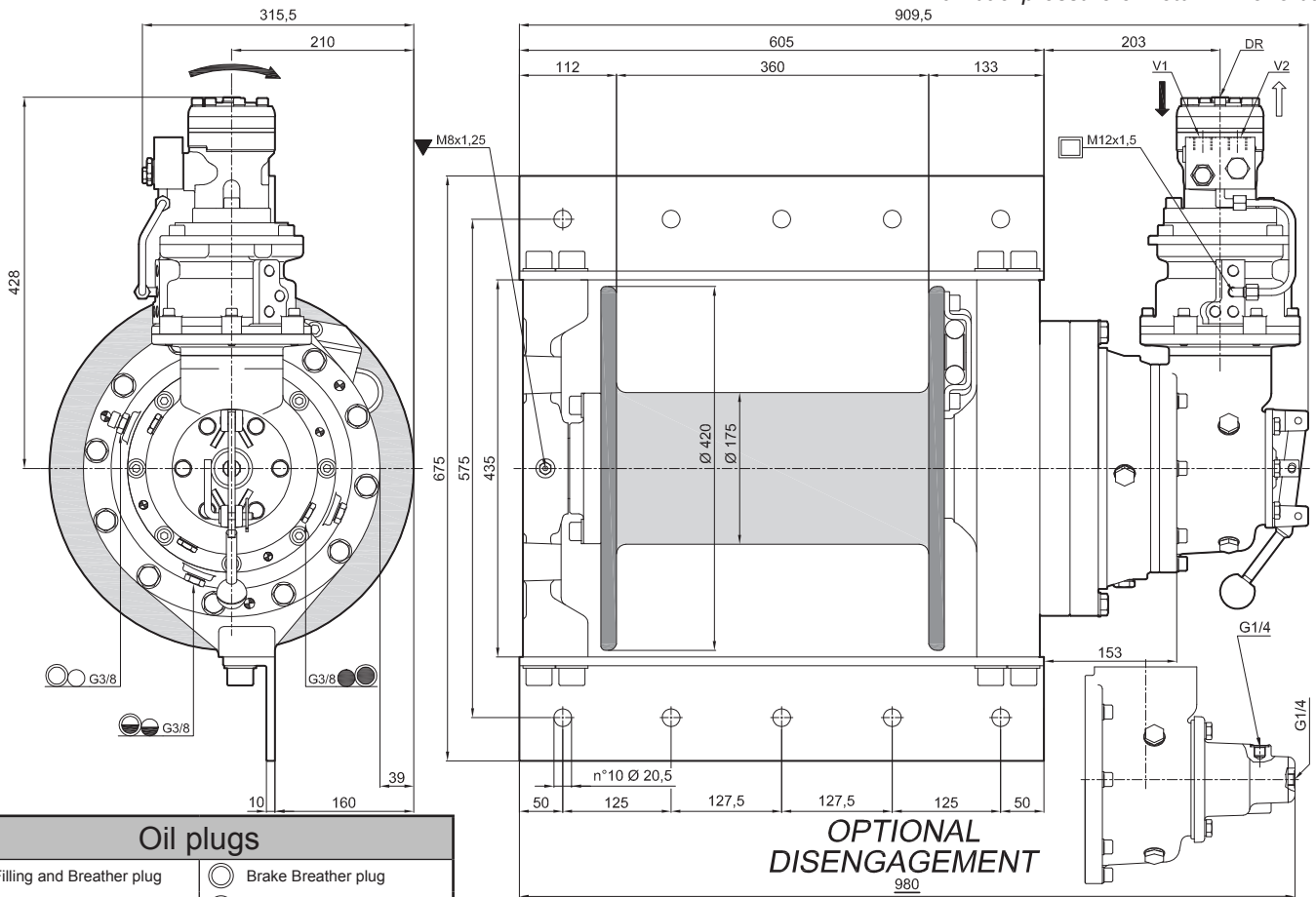
# BWT25000

The dimensions shown can be used as reference

Previous name: **BWT25000**

motor displacement: 80 cm<sup>3</sup>/rev

Max backpressure on return Line: 5 bar



### Oil plugs

- Filling and Breather plug
- Oil level plug
- Magnetic and drain plug
- ▲ Greasing
- Brake Breather plug
- Brake oil level plug
- Brake drain plug
- Brake releasing plug

\*The data shown in this page are ONLY FOR INFORMATION. The actual data will be issued according to Customer Application and Duty Cycle.

Working layers	[n°]	1	2	3	4	5	-
Line pull	[kg]	24200	20070	17140	14960	-	-
Maximum rope speed	[m/min]	2	3	3	4	-	-
Rope length	[m]	9	19	31	45	61	-

Brevini® Motor	<b>BRO080</b>
Starting lifting pressure	<b>220</b> [bar]
Operating pressure	<b>175</b> [bar]
Maximum oil flow at the motor	<b>60</b> [l/min]
Minimum oil flow at the motor	<b>8</b> [l/min]
Static braking torque	<b>377</b> [Nm]
Gear ratio	<b>144,9</b> [i]

Advised rope diameter	<b>24</b> [mm]
Oil quantity	<b>5</b> [l]
Weight	<b>320</b> [kg]
Oil fill/drain plug	<b>G3/8</b> T
Lifting port	<b>G1/2</b> V1
Lowering port	<b>G1/2</b> V2
Motor drain port	<b>G1/4</b> DR

Winch mechanisms classification in agreement with F.E.M. (1.001) (Third edition revised on 01.10.1998) **M2 (T2-L2)** n<sub>2</sub> = 25 rpm

For safety reasons always keep at least 3 wraps of rope wrapped on the drum

Use 8.8 grade screws to fix the winch

Technical features may change with no previous notice from the manufacturer

**THE PRESENT WINCH CAN'T BE USED FOR LIFTING OF PERSONNEL**

The MBL of the Rope must be verified according to the requested Safety Factors

# TIPO ARGANO / WINCH TYPE

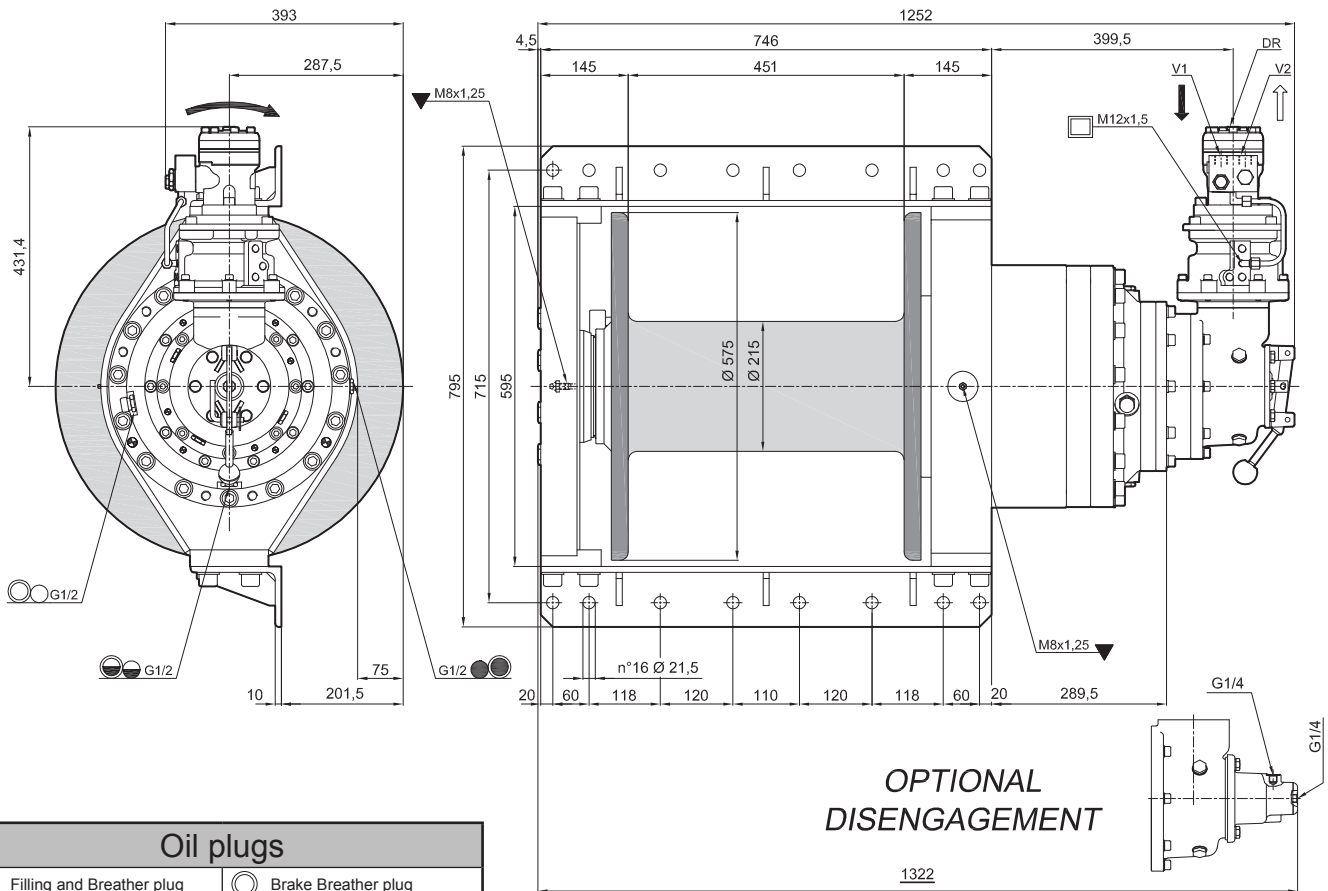
# BWT30000

The dimensions shown can be used as reference

Previous name: **BWT30000**

motor displacement: 100 cm<sup>3</sup>/rev

Max backpressure on return Line: 5 bar



Oil plugs	
○ Filling and Breather plug	○ Brake Breather plug
◐ Oil level plug	◐ Brake oil level plug
● Magnetic and drain plug	● Brake drain plug
▲ Greasing	□ Brake releasing plug

\*The data shown in this page are ONLY FOR INFORMATION. The actual data will be issued according to Customer Application and Duty Cycle.

Working layers	[n°]	1	2	3	4	5	6
Line pull	[kg]	28990	24480	21180	18670	16690	15090
Maximum rope speed	[m/min]	2	2	3	3	3	4
Rope length	[m]	12	26	44	62	84	107

Brevini® Motor	<b>BRO100</b>
Starting lifting pressure	<b>220</b> [bar]
Operating pressure	<b>175</b> [bar]
Maximum oil flow at the motor	<b>60</b> [l/min]
Minimum oil flow at the motor	<b>8</b> [l/min]
Static braking torque	<b>377</b> [Nm]
Gear ratio	<b>169</b> [i]

Advised rope diameter	<b>26</b> [mm]
Oil quantity	<b>6</b> [l]
Weight	<b>560</b> [kg]
Oil fill/drain plug	<b>G3/8</b> T
Lifting port	<b>G1/2</b> V1
Lowering port	<b>G1/2</b> V2
Motor drain port	<b>G1/4</b> DR

Winch mechanisms classification in agreement with F.E.M. (1.001) (Third edition revised on 01.10.1998) **M2 (T2-L2)** n<sub>2</sub> = 25 rpm

For safety reasons always keep at least 3 wraps of rope wrapped on the drum

Use 8.8 grade screws to fix the winch

Technical features may change with no previous notice from the manufacturer

**THE PRESENT WINCH CAN'T BE USED FOR LIFTING OF PERSONNEL**


The MBL of the Rope must be verified according to the requested Safety Factors

**Pressacavo**

Il pressacavo assicura il corretto avvolgimento della fune attorno al tamburo ed è altamente raccomandato quando è presente più di uno strato di fune avvolta.

**Pressure Roller**

The pressure roller ensures the correct spooling of the rope on the drum and is highly recommended when there is more than one layer of rope wound on the drum.



**Limit Switch**



Il dispositivo assicura che sul tamburo sia sempre presente un numero minimo di spire per ragioni di sicurezza, evitando che la fune si sfilì dall'argano causando la caduta del carico:

- Limit switch rotativo(CLS)
- Limit switch elettrico di minima
- Limit switch idraulico di minima

**Limit Switch**

This device ensures a minimum number of wraps always need to be wound on the drum for safety reason, to avoid that the rope goes away from the winch causing the fall of the load. There are several types of control:

- Rotative limit switch (CLS)
- Min electric limit switch
- Min. Hydraulic limit switch




**Tamburo scanalato**

Il tamburo scanalato assicura il perfetto avvolgimento della fune attorno al tamburo aumentando la sicurezza e la vita utile della fune. È altamente consigliato quando sono presenti 4 o 5 strati di fune sul tamburo.

**Grooved drum**

The grooved drum ensures the perfect spooling of the rope on the drum, increasing the safety and the rope life. Is highly suggested in case of 4 or 5 layers of rope on the drum.



**Rulliera**

La rulliera è usata per evitare carichi assiali sulla struttura dell'argano.

**Roller fairlead**

The roller fairlead is used to avoid side loads on the winch structure.




**Predisposizione al sensore di velocità**

Alberino di uscita predisposto per l'utilizzo di sensori di velocità

**Speed sensor predisposition**

Rotative output shaft for Speed sensor device



**Fune ed accessori**

**Rope and accessories**



Fune con redancia  
Rope with thimble



Grillo  
Shackle



Gancio  
Hook



**TABELLA OLI LUBRIFICANTI: USO GENERALE**
**LUBRICANT TABLE: GENERAL USE**


Produttore Manufacturer	Oli Minerali Mineral oils			Oli Sintetici Polialfaolefine (PAO) Poly-Alpha-Olefin synthetic oils (PAO)		
	ISO VG 150	ISO VG 220	ISO VG 320	ISO VG 150	ISO VG 220	ISO VG 320
<b>ADDINOL</b>	Eco Gear 150 M	Eco Gear 220 M	Eco Gear 320 M	Eco Gear 150 S	Eco Gear 220 S	Eco Gear 320 S
<b>ARAL</b>	Degol BG 50 Plus	Degol BG 220 Plus	Degol BG 320 Plus	Degol PAS 150	Degol PAS 220	Degol PAS 320
<b>BP</b>	Energol GR-XP 150	Energol GR-XP 220	Energol GR-XP 320	Enersyn EPX 150	Enersyn EPX 220	Enersyn EPX 320
<b>CASTROL</b>	Alpha SP 150	Alpha SP 220	Alpha SP 320	Alphasyn EP 150	Alphasyn EP 220	Alphasyn EP 320
<b>CEPSA</b>	Engranajes XMP 150	Engranajes XMP 220	Engranajes XMP 320	-	Aerogear Synt 220	Aerogear Synt 320
<b>CHEVRON</b>	-	-	-	Tegra Synthetic Gear 150	Tegra Synthetic Gear 220	Tegra Synthetic Gear 320
<b>ENI</b>	Blasia 150	Blasia 220	Blasia 320	Blasia SX 150	Blasia SX 220	Blasia SX 320
<b>FUCHS</b>	Renolin CLP Gear Oil 150	Renolin CLP Gear Oil 220	Renolin CLP Gear Oil 320	Renolin Unisyn CLP 150	Renolin Unisyn CLP 220	Renolin Unisyn CLP 320
<b>KLÜBER</b>	Klüberoil GEM 1-150 N	Klüberoil GEM 1-220 N	Klüberoil GEM 1-320 N	Klübersynth GEM 4-150 N	Klübersynth GEM 4-220 N	Klübersynth GEM 4-320 N
<b>LUBRITECH</b>	Gearmaster CLP 150	Gearmaster CLP 220	Gearmaster CLP 320	Gearmaster SYN 150	Gearmaster SYN 220	Gearmaster SYN 320
<b>MOBIL</b>	Mobilgear XMP 150	Mobilgear XMP 220	Mobilgear XMP 320	Mobil SHC Gear 150	Mobil SHC Gear 220	Mobil SHC Gear 320
<b>MOBIL</b>	-	-	-	SHC 629	SHC 630	SHC 632
<b>MOLIKOTE</b>	L-0115	L-0122	L-0132	L-2115	L-2122	L-2132
<b>NILS</b>	Ripress EP 150	Ripress EP 220	Ripress EP 320	Atoil Synth PAO 150	-	Atol Synth PAO 320
<b>PANOLIN</b>	-	-	-	EP Gear Synth 150	EP Gear Synth 150	EP Gear Synth 150
<b>Q8</b>	Goya NT 150	Goya NT 220	Goya NT 320	El Greco 150	El Greco 220	El Greco 320
<b>REPSOL</b>	Super Tauro 150	Super Tauro 220	Super Tauro 320	Super Tauro Sintetico 150	Super Tauro Sintetico 220	Super Tauro Sintetico 320
<b>SHELL</b>	Omala S2 G 150	Omala S2 G 220	Omala S2 320	Omala S4 GX 150	Omala S4 GX 220	Omala S4 GX 320
<b>SHELL</b>	-	-	-	Morlina S4 B 150	Morlina S4 B 220	Morlina S4 B 320
<b>SUNOCO</b>	Sun EP 150	Sun EP 220	Sun EP 320	-	-	-
<b>TEXACO</b>	Meropa 150	Meropa 220	Meropa 320	Pinnacle EP 150	Pinnacle EP 220	Pinnacle EP 320
<b>TOTAL</b>	Carter EP 150	Carter EP 220	Carter EP 320	Carter SH 150	Carter SH 220	Carter SH 320
<b>TRIBOL</b>	1100/150	1100/220	1100/320	-	-	1510/320

**TABELLA OLI LUBRIFICANTI: PER L'INDUSTRIA ALIMENTARE**  
**LUBRICANT TABLE: FOR THE FOOD INDUSTRY**

Produttore Manufacturer Hersteller	Oli Idrraulici Hydraulic oils Hydrauliköle			Oli per ingranaggi Gear oils Getriebeöle		
	ISO VG 32	ISO VG 46	ISO VG 68	ISO VG 150	ISO VG 220	ISO VG 320
ARAL	Eural Hyd 32	Eural Hyd 46	Eural Hyd 68	Eural Gear 150	Eural Gear 220	-
CASTROL	Optileb HY 32	Optileb HY 46	Optileb HY 68	Optileb GT 150	Optileb GT 220	Optileb GT 320
CHEVRON	Lubricating Oil FM 32	Lubricating Oil FM 46	Lubricating Oil FM 68	-	Lubricating Oil FM 220	-
ENI	Rocol Foodlube Hi-Power 32	Rocol Foodlube Hi-Power 46	Rocol Foodlube Hi-Power 68	Rocol Foodlube Hi-Torque 150	Rocol Foodlube Hi-Torque 220	Rocol Foodlube Hi-Torque 320
FUCHS	Cassida Fluid HF 32	Cassida Fluid HF 46	Cassida Fluid HF 68	Cassida Fluid GL 150	Cassida Fluid GL 220	Cassida Fluid GL 320
KLÜBER	Klüberfood 4 NH1-32	Klüberfood 4 NH1-46	Klüberfood 4 NH1-68	Klüberoil 4 UH1-150N	Klüberoil 4 UH1-220N	Klüberoil 4 UH1-320N
MOBIL	Mobil SHC Cibus 32	Mobil SHC Cibus 46	Mobil SHC Cibus 68	Mobil SHC Cibus 150	Mobil SHC Cibus 220	Mobil SHC Cibus 320
MOBIL	DTE 32	DTE 46	DTE 68	-	-	-
NILS	Mizar 32	Mizar 46	Mizar 68	Ripress Synt Food 150	Ripress Synt Food 220	Ripress Synt Food 320
TEXACO	Cygnus Hydraulic Oil 32	Cygnus Hydraulic Oil 32	Cygnus Hydraulic Oil 32	Cygnus Gear PAO 150	Cygnus Gear PAO 220	-
TRIBOL	Foodproof 1840/32	Foodproof 1840/46	Foodproof 1840/68	-	Foodproof 1810/220	Foodproof 1810/320
SHELL	Tellus S2 M 32	Tellus S2 M 46	Tellus S2 M 68	-	-	-



**BREVINI<sup>®</sup>**

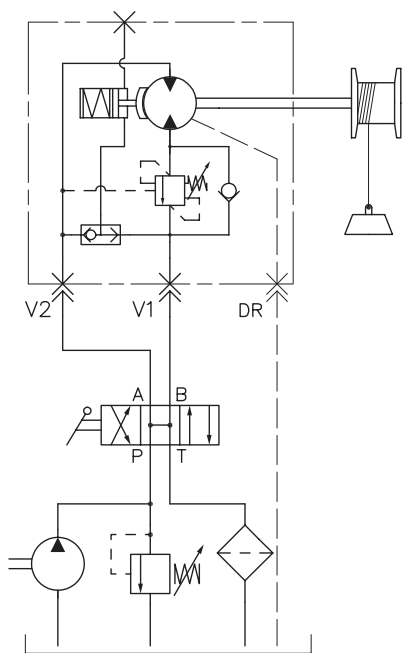
---

*Motion Systems*

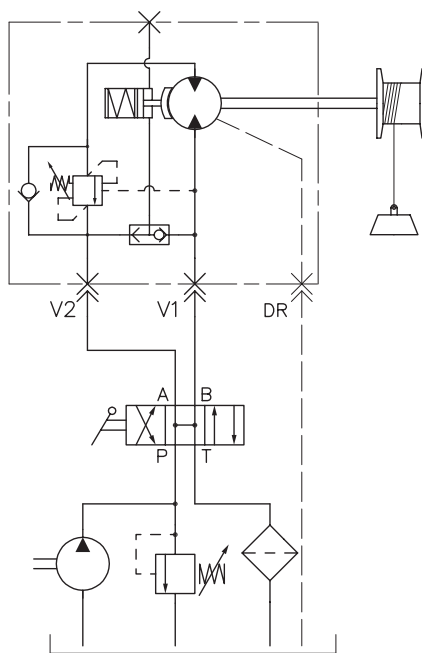


Schema idraulico consigliato / Recommended hydraulic control system

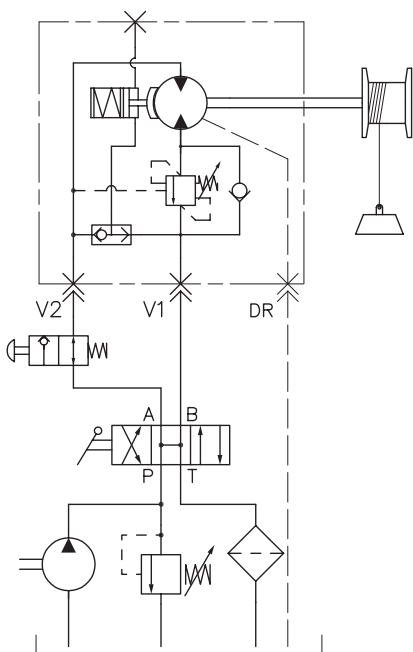
Schema per rotazione oraria 01  
 Ramo di sollevamento V1  
 Clockwise rotation 01  
 Lifting port V1



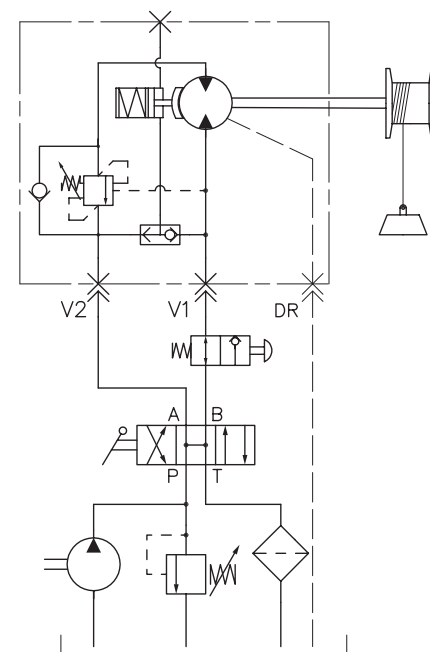
Schema per rotazione antioraria 02  
 Ramo di sollevamento V2  
 Anti-Clockwise rotation 02  
 Lifting port V2



Controllo capacità min. - idraulica 01  
 Ramo di sollevamento V1  
 Capacity check min. - hydraulic 01  
 Lifting port V1



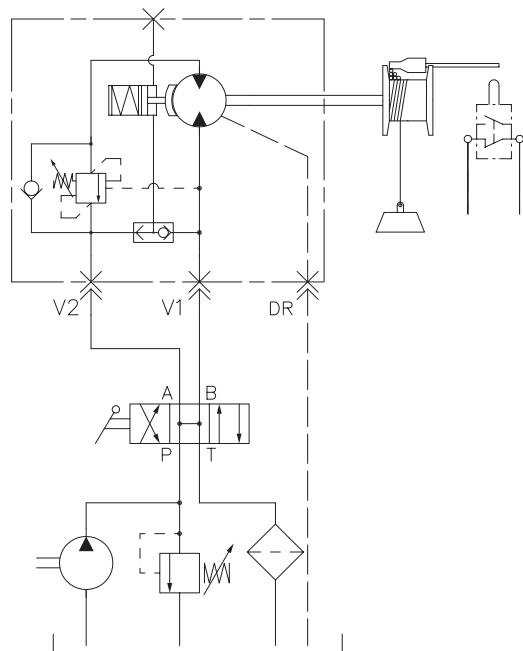
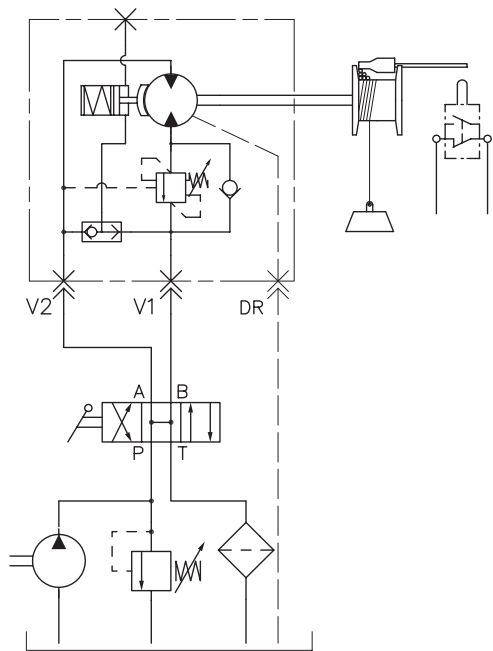
Controllo capacità min. - idraulica 02  
 Ramo di sollevamento V2  
 Capacity check min. - hydraulic 02  
 Lifting port V2



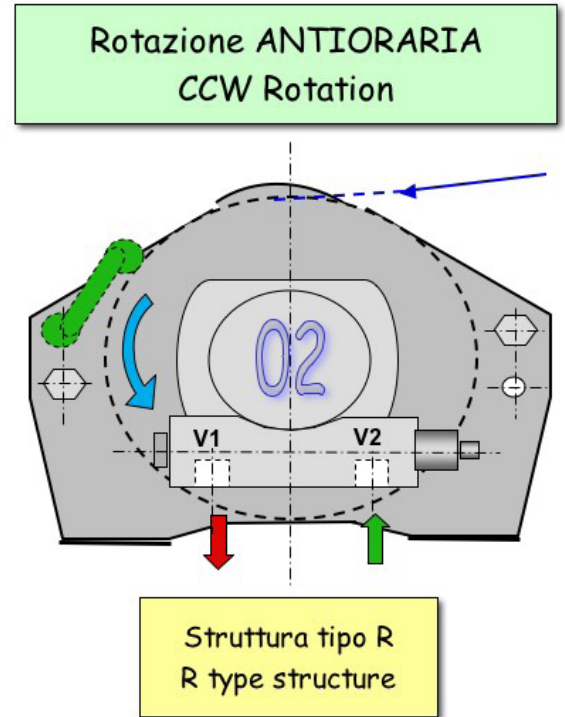
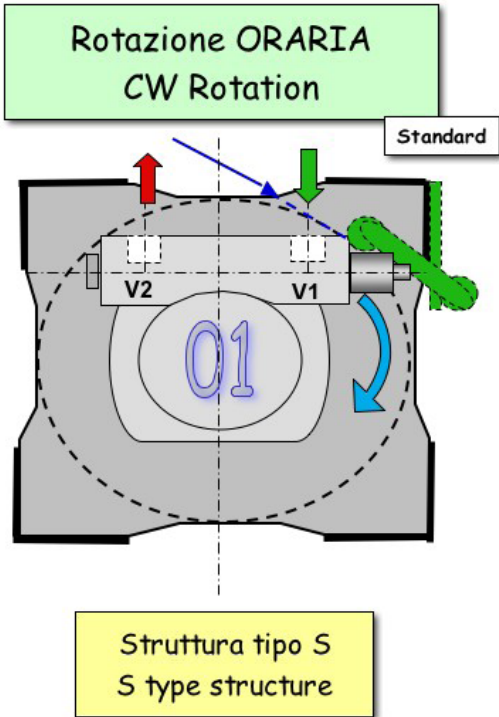
**Schema idraulico consigliato / Recommended hydraulic control system**

**Controllo capacità min.elettrica  
Ramo di sollevamento V1  
Capacity check min. - electric  
Lifting port V1**

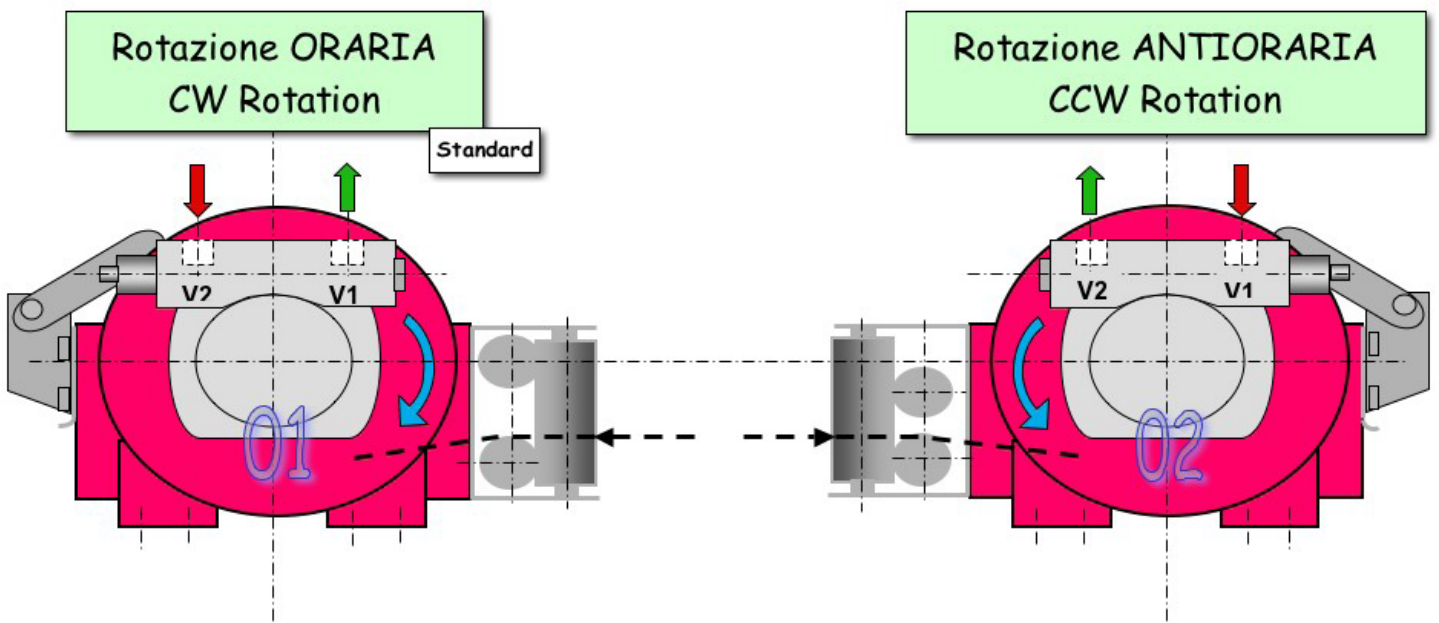
**Controllo capacità min.elettrica  
Ramo di sollevamento V2  
Capacity check min. - electric  
Lifting port V2**




SENSO DI ROTAZIONE SERIE EGO --- STANDARD 01 ORARIO VISTO DAL LATO MOTORE  
 SENSE OF ROTATION SERIE EGO -- STANDARD 01 CLOCKWISE FROM MOTOR SIDE VIEW



SENSO DI ROTAZIONE -- STANDARD BREVINI® - 01 ORARIO VISTO DAL LATO MOTORE  
 SENSE OF ROTATION -- STANDARD BREVINI® - 01 CLOCKWISE FROM MOTOR SIDE VIEW




## Verniciatura Painting



Per verniciare correttamente tutte le superfici, il primo strato è applicato prima della fase di montaggio. La finitura avviene ad argano interamente assemblato. Sono disponibili differenti e customizzati cicli di verniciatura.

*To paint all surfaces correctly, the first coat is applied to the various parts before the assembling phase. The final coat is applied after the winch has been assembled. Different and customized painting cycles are available*

## Torre di Prova Testing



Gli argani vengono testati alla fine del processo produttivo. I test standard sono: test funzionale e test del freno fino ad un carico massimo di 17 ton. Ulteriori test e test di endurance sono disponibili se richiesti dal cliente.

*Winches are tested after production. Standard tests include: functional test and brake test at maximum load up to 17 ton. Additional tests and endurance test are available if requested by the customer.*



## Macchina Avvolgi fune Rope Machine

Dana fornisce argani con fune montata. la macchina avvolgi fune garantisce il pre-tensionamento indicato nelle normative fino ad un diametro fune di 22 mm.

Il corretto avvolgimento e la funzionalità del Limit Switch, ove presente, vengono testati durante il montaggio.

*Dana provides winches with installed rope. In compliance with regulations, the cable winding machinery ensures the pre-tensioning of cables up to a diameter of 22 mm. Correct cable winding and functioning of the limit switch, if present, are verified during this phase.*

## CONSIGLI PER L'INSTALLAZIONE

Il fissaggio del motoorgano deve avvenire su una superficie di spessore adeguato con buona planarità nelle zone d'appoggio supporti. Utilizzare viterie di qualità e controllare la loro coppia di serraggio

Utilizzare distributori oleodinamici di comando argano aventi le linee V1-V2 a scarico in posizione neutra, per evitare che il freno negativo possa venire accidentalmente aperto ad argano fermata eventuale pressione idraulica residua nelle tubazioni

Impiegare tubazioni di mandata, ritorno e drenaggio con dimensioni interne adeguate alle portate di utilizzo e scarico

Il tubo di drenaggio deve essere sempre collegato direttamente al serbatoio dell'olio idraulico

Rotazione standard di sollevamento oraria ("01") guardando il lato motore. Se è richiesta la rotazione di sollevamento antioraria ("02") è necessario specificarlo all'atto dell'ordine

Gli argani Brevini® Winches sono progettati considerando 4 strati di fune e con 5 spire minimo presenti sempre al primo strato

Esegire scrupolosamente le indicazioni dei costruttori delle funi e di tutto quanto richiesto dalle vigenti norme di legge

Per circuito idraulico utilizzare olio a base minerale con additivi antiusura tipo HLP (DIN51524 ) o HM (ISO 6743/4) a viscosità secondo ISO VG46. Filtrazione raccomandata 10µm assoluti oppure β10-75

Per la lubrificazioni dei riduttori per argani Brevini® consigliamo olii per ingranaggi additivati EP con grado di viscosità secondo ISO VG150 oppure SAE 80W/90. In caso di grandi variazioni delle temperature ambientali consigliamo olii per ingranaggi additivati EP con grado di viscosità minima 165 o secondo ISO VG150-VG220

È consigliato all'avviamento un funzionamento di circa 5÷10 minuti senza carico per entrambi i sensi di rotazione

**Gli argani Brevini® non sono adatti al sollevamento di persone**

## INSTALLATION ADVICE

*The winch support frame must be fixed securely to a good level surface of adequate thickness. Use quality fixing nuts and bolts with correct torque setting*

*A and B ports of the control valve must be open to tank while the control valve is in neutral position. This prevents any build up of hydraulic pressure which could cause the negative brake to accidentally open*

*The supply, return and drain tubing must all be of adequate internal dimensions to support the max. working and drainage flow rates*

*Draining tubing must always flow directly to the oil reservoir*

*Standard hoisting direction is "01", clockwise. For anti-clockwise, "02", hoisting direction please specify when ordering*

*The Brevini® winches are designed to hold 4 layers of cable of which 5 windings ever-present on the 1st layer*

*Carefully follow the cable manufacturers instructions and respect all guidelines and laws ordering*

*For Hydraulic oil use mineral oils with wear resistant additives, type HLP (DIN51524 ) or HM (ISO 6743/4) and viscosity according to ISO VG46. Recommended filtration 10µm absolute or β10-75*

*For the Brevini® motorized winches, use gear oil with E.P. characteristics according to ISO VG150 or SAE 80W/90. For applications exposed to extreme temperature changes, use a synthetic oil with E.P. properties, with minimum viscosity of 165 or the class VG150-VG220*

*It is recommended to turn the machinery without load for 5÷10 minutes at start-up*

***The Brevini® winches are not intended to lift people.***



Gli argani Brevini® sono disegnati per essere certificati da enti terzi se richiesto dal cliente.

*Brevini® winches are designed to be certified by third party bodies if requested by the Customer.*



Gli argani Brevini® possono lavorare a temperature comprese tra -10°C e +45°C. In caso di temperature di funzionamento inferiori a -10°C è necessario indicarlo in fase di richiesta della fornitura.

*Brevini® winches are suitable for working Temperature between -10°C to +45°C. In case of working temperature lower than -10°C is necessary to indicate it in the request.*

# Selection Winch Technical Sheet



**BREVINI**  
Motion Systems

Date \_\_\_\_\_ Salesman \_\_\_\_\_  
Subsidiary \_\_\_\_\_ Requested lead time for quotation \_\_\_\_\_

Customer	Customer type [OEM; End User;..]
Contact person	Market Sector
Product to be replaced	or new application <input type="checkbox"/> Machine Type
Winches q.ty / batch	Winches q.ty / year
Requested Lead Time Prototype	Requested Lead Time Series
Target Price Prototype	Target Price Series
Description of the application	

### Winch characteristics

Winch type  Lifting  Pulling  Lifting person  Lifting person + cargo   
 Drum  Smooth  Grooved  Helical left  Helical right  Lebus style left  Lebus style right

Req. Line pull on drum [kg]		Rope diameter [mm]	
At layer		Storage Rope Length[m]	
Req. Speed on drum [m/min]		Working Rope Length[m]	
At layer			

FEM class or Duty cycle available		Certifications	
		Standards	

Ambient temperature [°C] \_\_\_\_\_ Operating temperature [°C] \_\_\_\_\_

Exit of the rope	maximum dimension or other limitations	Drawings or indications

### Motor power supply

Motor not included into supply  Electric  Hydraulic

Model*	Manufacturer*
Flange type*	Shaft type*

Electric	Hydraulic
Supply Frequency [Hz]	Max pressure available at the motor [bar]
Supply Voltage [V]	Working Pressure [bar]
N. of Poles*	Displacement [cc/rev]* min: _____ max: _____
	Max oil flow available at the motor[l/min]

\* Fill up only if the motor is not included into supply

### Accessories

Rope**	Included <input type="checkbox"/> Not included <input type="checkbox"/>	Pressure roller**	Included <input type="checkbox"/> Not included <input type="checkbox"/>
Encoder**	Included <input type="checkbox"/> Not included <input type="checkbox"/>	Press. Roller Limit switch	Electric <input type="checkbox"/> Hydr. <input type="checkbox"/>
Roller fairleader**	Included <input type="checkbox"/> Not included <input type="checkbox"/>		Min (empty drum) <input type="checkbox"/> Max (full drum) <input type="checkbox"/>
Rotative Limit switch**	Included <input type="checkbox"/> Not included <input type="checkbox"/>	Mounting position	
Auxiliary Brake**	Included <input type="checkbox"/> Not included <input type="checkbox"/>		
Torque limiter**	Included <input type="checkbox"/> Not included <input type="checkbox"/>		
Drum Rev. Counter**	Included <input type="checkbox"/> Not included <input type="checkbox"/>	Painting (Cycle/RAL/gloss)	
Others:	Included <input type="checkbox"/> Not included <input type="checkbox"/>		

\*\* if the customer has special requirements about accessories please add the specification as attachment

Notes/ Other special requests

Attachments Yes  No



## Note

Gli accessori non sono disponibili per tutti i modelli di argano di questo catalogo. Chiedere al riferimento commerciale Dana per verifica. Nello strumento di selezione sono indicate le configurazioni possibili.

Per condizioni di lavoro diverse da quelle da catalogo fare riferimento allo strumento di selezione.

I dati nominali, le caratteristiche e le specifiche variano a seconda dell'applicazione e del duty cycle. Contattare il proprio riferimento commerciale Dana.

Ci riserviamo il diritto di modificare le nostre specifiche, configurazioni o dimensioni del prodotto in qualsiasi momento senza preavviso.

**Questo catalogo sostituisce i precedenti.**

## Notes

*The accessories are not available for all the winches models stated in this catalog. Ask to your Dana sales reference to verify. Inside the Selection Tool are indicated the feasible configurations.*

*In case of working conditions different than those stated on the catalog refers to the Selection Tool.*

*Nominal working condition, features and specifications may vary depending on the application and the duty cycle. Contact your Dana sales reference for application approval.*

*We reserve the right to change or modify our product specifications, configurations or dimensions at any time without notice.*

***The present catalogue replaces all previous editions.***

**NOTE:**

Lined area for writing notes.



***BREVINI***<sup>®</sup>

*Motion Systems*

Remaining lined area for writing notes.



**NOTE:**

Handwriting practice lines consisting of multiple horizontal lines.



**BREVINI®**

*Motion Systems*

Handwriting practice lines consisting of multiple horizontal lines.

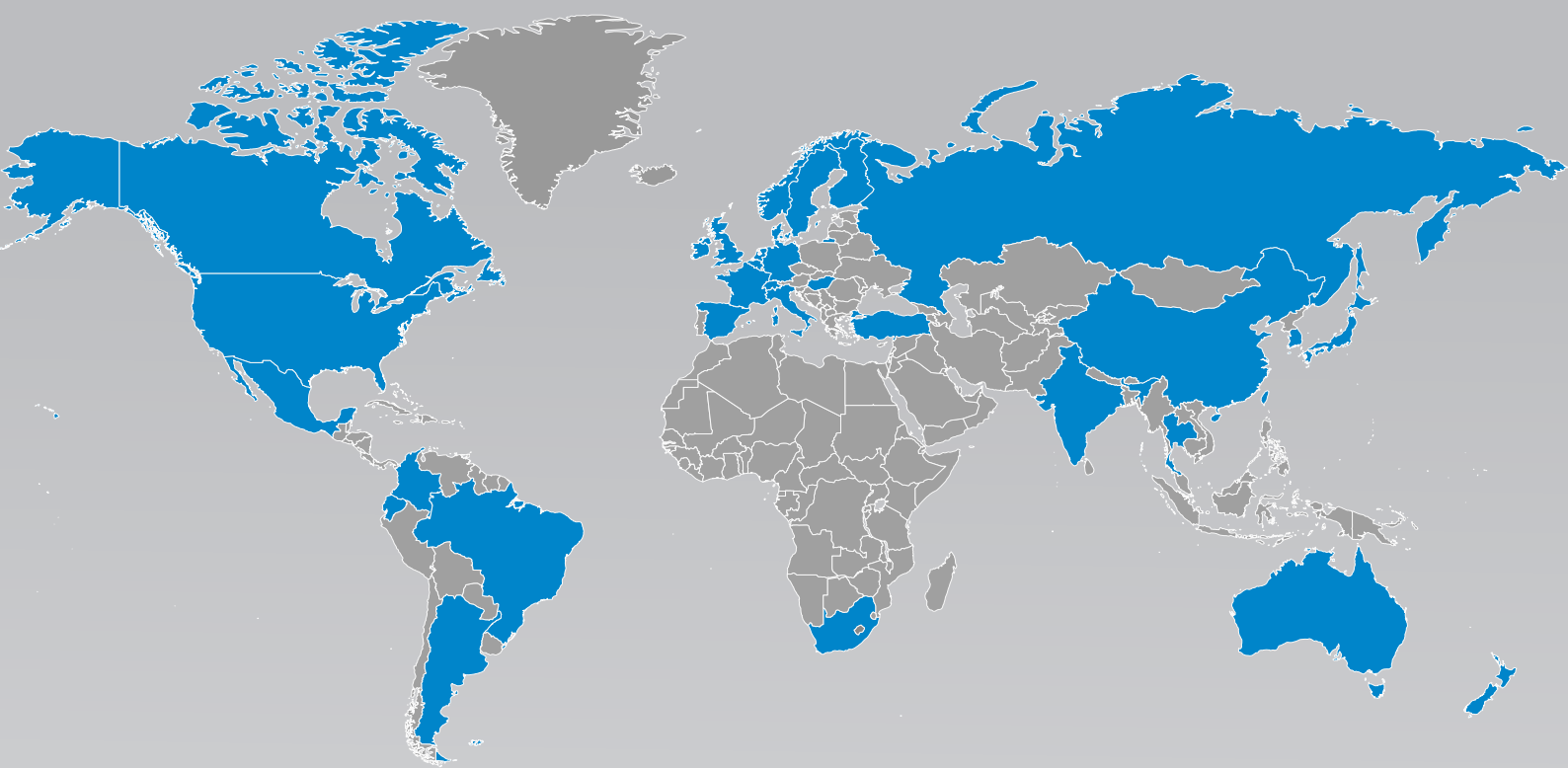


**Questo catalogo sostituisce i precedenti.**



***The present catalogue replaces all previous editions.***






# Technologies Customized to Every Part of the Globe

With a presence in 33 countries, Dana Incorporated boasts more than 145 engineering, manufacturing, and distribution facilities. Our worldwide network of local service centers provides assurance that each customer will benefit from the local proximity and responsiveness.

## About Dana Incorporated

Dana is an integral partner for virtually every major vehicle and engine manufacturer worldwide. We are a leading supplier of drivetrain, sealing, and thermal technologies to the global automotive, commercial-vehicle, and off-highway markets. Founded in 1904, we employ thousands of people across six continents.



## About Dana Off-Highway Drive and Motion Technologies

Dana delivers fully optimized Spicer® drivetrain and Brevini® motion systems to customers in construction, agriculture, material-handling, mining, and industrial markets. We bring our global expertise to the local level with technologies customized to individual requirements through a network of strategically located technology centers, manufacturing locations, and distribution facilities.

Learn more about Dana's drivetrain and motion systems at [dana.com/offhighway](https://dana.com/offhighway).

## Dana-Industrial.com

### Application Policy

Capacity ratings, features, and specifications vary depending upon the model and type of service. Application approvals must be obtained from Dana; contact your representative for application approval. We reserve the right to change or modify our product specifications, configurations, or dimensions at any time without notice.



**BREVINI®**

*Motion Systems*